

ATTACHMENT CATALOG



CONSTRUCTION GRADE MACHINERY ATTACHMENTS

DIGGA NORTH AMERICA

Revision 19.00

2325 INDUSTRIAL PARKWAY SW
DYERSVILLE, IA 52040
USA

PH: 563 875 7915
CELL: 563 845 9177

EMAIL: INFO@DIGGAUSA.COM
WEB: WWW.DIGGAUSA.COM

DIGGA GROUP TERMS AND CONDITIONS

1. TERMS AND CONDITIONS

The supply of all Goods by DIGGA GROUP herein after be referred to as the Supplier, shall be subject to these Terms and Conditions whether in the past, present or in the future. These Terms and Conditions shall prevail over any other terms and conditions including those implied by Statute to the extent permissible at Law. The applicant acknowledges having read the Terms and Conditions of Sale prior to signing the Application for Credit Account.

2. INVOICE

Goods are invoiced at the time of dispatch.

3. CREDIT APPROVAL

All orders or shipping instructions will be subject to approval by DIGGA prior to shipment. Copies of current Dealer or Distributor financial statements are required annually, and signed Security Agreements and UCC-1's must be on file where applicable. The Supplier reserves the right to withdraw credit and supply.

4. RETENTION OF TITLE

- A) Until the goods, the subject of the contract, are paid in full.
- B) Ownership shall remain with the supplier but the risk shall pass to the Applicant.
- C) The relationship between the parties shall be fiduciary and the applicant shall hold the goods as bailee for the Supplier.
- D) The Supplier authorizes the Applicant to on sell the goods but as agent for the Supplier. The Applicant shall however, not represent to any parties that it is in any way acting for the Suppliers and the Suppliers will not be bound by any contracts with third parties to which the Applicant is a party.
- E) In the event that the Applicant defaults or commits an act of bankruptcy or a receiver is appointed or the company goes into liquidation without prejudice to any other rights the vendor may have, the Applicant by receiving delivery of the goods authorizes the Supplier to retake possession of any unpaid for goods and resell same without accounting to the applicant therefore.

5. DEFAULTS

If the Applicant defaults in paying any amount owed by the Applicant to the supplier under the terms and conditions of sale, then any amount invoiced to or owned by the Applicant to the Supplier becomes immediately payable and the Applicant agrees to indemnify the Supplier against all costs (including solicitor and own client costs, commercial agent commissions, freight, insurance, loss of profit and interest) incurred by the Supplier as a result of the Applicant's default.

7. PAYMENT

The Supplier may at its sole and absolute discretion appropriate any payment received from the Applicant against whatever amount is owing by the Applicant to the Supplier under the terms and conditions of sales as are due.

8. RIGHT TO REFUSE SUPPLY

The Supplier reserves the right to accept or decline in whole or in part any order made by the Applicant for the supply of goods and to supply the goods ordered in whole or in part.

9. DELIVERY

- A) Notwithstanding that an approximate date stipulated in the order for delivery of the goods, the time for delivery of the goods shall not be regarded as of the essence.
- B) Subject to the Clause, the Supplier shall make all reasonable and commercial efforts to have the goods delivered to the Applicant on the day agreed between the parties but the Supplier, its agents and servants shall be under no liability what so ever, nor shall the Applicant be entitled to treat the contract as repudiated should delivery not be made at that time.

9. RIGHT TO REFUSE SUPPLY

The Supplier reserves the right to accept or decline in whole or in part any order made by the Applicant for the supply of goods and to supply the goods ordered in whole or in part.

10. DELIVERY

- A) Notwithstanding that an approximate date stipulated in the order for delivery of the goods, the time for delivery of the goods shall not be regarded as of the essence.
- B) Subject to the Clause, the Supplier shall make all reasonable and commercial efforts to have the goods delivered to the Applicant on the day agreed between the parties but the Supplier, its agents and servants shall be under no liability what so ever, nor shall the Applicant be entitled to treat the contract as repudiated should delivery not be made at that time.

11. RECEIPT

Under no circumstances may the Applicant deny signature evidencing receipt of the goods by it of any employee, agent or carrier utilised or employed by the Applicant as the cause may be.

12. LIABILITY FOR DAMAGES AND WARRANTIES

- A) The customer and the Supplier agree that the Supplier accepts no responsibility or liability what so ever or how so ever arising whether in contract or tort or otherwise for loss of profit, business or savings or for any indirect or consequential loss of any nature arising out of or from the use, custody, supply or purchase of the goods to the fullest extent permitted by law and the Applicant forever discharges the Supplier from all such responsibilities and liability, claims, demands or actions in respect thereof.
- B) Where the Supplier becomes liable to the Applicant in any manner for any breach of any condition or warranty expressed or implied in relation to the supply of goods then the Supplier's liability will be limited, at the Supplier's sole and absolute discretion to either;
 - a) The replacement of the goods or
 - b) The supply of equivalent goods or
 - c) The price paid to the Applicant for the goods or
 - d) The cost of repair to the goods or
 - e) The cost of the resupply of the goods

13. CREDIT CARD TRANSACTIONS

As of the date of this publication all American Express credit card transactions will incur a 4% processing fee. Visa, Mastercard or DeKIT cards will incur a 2% processing fee.

14. CONDITIONS OF RETURNS

ALL RETURNS SUBJECT TO 15% RESTOCKING FEE.

Claims not accepted unless arrival is effected at the above address within 14 days, all freight and charges being prepaid.

SPECIALLY MANUFACTURED OR OFF STANDARD PRODUCTS ARE NOT RETURNABLE AND WILL NOT BE ACCEPTED FOR CREDIT.

Acceptance of these goods is an acceptance of the foregoing conditions.

CONTENTS

<u>MINI LOADERS</u>	4	<u>HYDRAULIC ACCESSORIES - HOSES, TWO WAY FLOW</u>	10
<u>SKID STEER LOADERS</u>	5	<u>TWO SPEED DRIVE ELECTRICS</u>	11
<u>HIGH FLOW SKID STEER LOADERS</u>	5	<u>DIGGALIGN - INCLINOMETER</u>	11
<u>BACKHOES</u>	6	<u>TWO WAY FLOW VALVE</u>	12
<u>MICRO EXCAVATORS TO 2T</u>	6	<u>AUGER BITS</u>	13
<u>MINI EXCAVATORS 3T TO 5T</u>	6	<u>CEMENT MIXERS</u>	15
<u>EXCAVATORS 4.5T TO 8T</u>	6	<u>DRILLING BELLING TOOLS</u>	16
<u>EXCAVATORS 9T TO 12T</u>	7	<u>EXTENSIONS</u>	17
<u>EXCAVATORS 13T TO 16T</u>	7	<u>TRENCHER PACKAGES</u>	18
<u>EXCAVATORS 18T TO 30T - SINGLE SPEED</u>	8	<u>TRENCHER ACCESSORIES</u>	20
<u>EXCAVATORS 18T TO 30T - TWO SPEED</u>	8	<u>AUGER WEARPARTS</u>	23
<u>MACHINE MOUNTS</u>	9	<u>AUGER QUICK GUIDE</u>	24
		<u>WARRANTY INFORMATION</u>	30

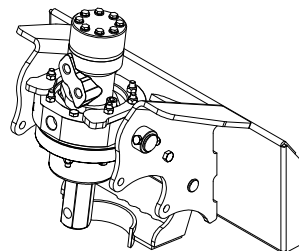
AUGER DRIVES

MINI LOADERS

STANDARD DRILLING

PACKAGE PRICE INCLUDE 66" HOSES, FF QUICK DISCONNECTS & MINI LOADER MOUNT

DESCRIPTION	REC. FLOW (GPM)	AUGER DRIVE & FRAME PACKAGE
SINGLE SPEED		ORDER CODE
1MDS2 - 2 WAY SWING DRIVE WITH 2" HEX SHAFT	6-16	1MDS2-3-ML
1MDS4 - 4 WAY SWING DRIVE WITH 2" HEX SHAFT	6-16	1MDS4-3-ML
1MDS2 - 2 WAY SWING DRIVE WITH 2-9/16" HEX SHAFT	6-16	1MDS2-22-ML
1MDS4 - 4 WAY SWING DRIVE WITH 2-9/16" HEX SHAFT	6-16	1MDS4-22-ML

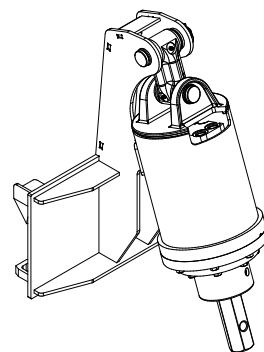


MOUNTING PLATE IS SPECIFIC TO MAKE AND MODEL OF MINI LOADER. PLEASE SPECIFY WHAT MACHINE THE MOUNT IS ATTACHING TO.
SUITABLE AUGER - A4 & RC4 ([page 13](#)) SUITABLE EXTENSION - X020 ([Page 17](#))

HEAVY DUTY DRILLING

PACKAGE PRICE INCLUDE 66" HOSES, FF QUICK DISCONNECTS & MINI LOADER MOUNT

DESCRIPTION	REC. FLOW (GPM)	AUGER DRIVE WITH HOSES NO MOUNT	AUGER DRIVE & MOUNT PACKAGE	
SINGLE SPEED		ORDER CODE	LIST PRICE	ORDER CODE
1DSS -STD FLOW DRIVE WITH 2" HEX SHAFT	6-16	1DSS-3	\$1,860	1DSS-3-ML
2DSS -STD FLOW DRIVE WITH 2" HEX SHAFT	10-26	2DSS-3	\$1,975	2DSS-3-ML
3DSS -STD FLOW DRIVE WITH 2" HEX SHAFT	10-30	3DSS-3	\$1,975	3DSS-3-ML
4DSS -STD FLOW DRIVE WITH 2" HEX SHAFT	10-30	4DSS-3	\$2,095	4DSS-3-ML



MOUNTING PLATE IS SPECIFIC TO MAKE AND MODEL OF MINI LOADER. PLEASE SPECIFY WHAT MACHINE THE MOUNT IS ATTACHING TO.
SUITABLE AUGER - A4 & RC4 ([page 13](#)) SUITABLE EXTENSION - X020 ([Page 17](#))

SKID STEER LOADERS

PACKAGE PRICE INCLUDES 87" HOSES, FF QUICK DISCONNECTS, UNIVERSAL SKID STEER MOUNT & LINKAGE

DESCRIPTION	REC. FLOW (GPM)	AUGER DRIVE WITH HOSES NO FRAME		AUGER DRIVE & FRAME PACKAGE		AUGER DRIVE & EXTENSION FRAME (TPE) PACKAGE	
SINGLE SPEED		ORDER CODE		ORDER CODE		ORDER CODE	
1DSS - STD FLOW DRIVE WITH 2" HEX SHAFT	6-16	1DSS-3		1DSS-3-MF		1DSS3-TPE	
2DSS - STD FLOW DRIVE WITH 2" HEX SHAFT	10-26	2DSS-3		2DSS-3-MF		2DSS-3-TPE	
3DSS - STD FLOW DRIVE WITH 2" HEX SHAFT	10-30	3DSS-3		3DSS-3-MF		3DSS-3-TPE	
4DSS - STD FLOW DRIVE WITH 2" HEX SHAFT	10-30	4DSS-3		4DSS-3-MF		4DSS-3-TPE	
4DDS - HIGH FLOW DRIVE WITH 2" HEX SHAFT	10-42	4DDS-3		4DDS-3-MF		4DDS-3-TPE	

SUITABLE AUGER - A4 & RC4 ([page 13](#)) SUITABLE EXTENSION - X020 ([Page 17](#))

HIGH FLOW SKID STEERS

PACKAGE PRICE INCLUDE 7ft HOSES, FF QUICK DISCONNECTS, UNIVERSAL SKID STEER MOUNT & LINKAGE

DESCRIPTION	REC. FLOW (GPM)	AUGER DRIVE ONLY		AUGER DRIVE & FRAME PACKAGE		AUGER DRIVE & EXTENSION FRAME (TPE) PACKAGE	
SINGLE SPEED		ORDER CODE		ORDER CODE		ORDER CODE	
5DDS - HIGH FLOW DRIVE WITH 2.5" HEX SHAFT	10 - 36	5DDS-11		5DDS-11-MF		5DDS-11-TPE	
6DDS - HIGH FLOW DRIVE WITH 2.5" HEX SHAFT	12 - 36	6DDS-11		6DDS-11-MF		6DDS-11-TPE	
7DDS - HIGH FLOW DRIVE WITH 2.5" HEX SHAFT	14 - 36	7DDS-11		7DDS-11-MF		7DDS-11-TPE	
TWO SPEED							
5DDT - 2 SPEED HIGH FLOW - 2.5" HEX SHAFT	10 - 36	5DDT-11-MF		5DDT-11-MF		5DDT-11-TPE	
6DDT - 2 SPEED HIGH FLOW - 2.5" HEX SHAFT	10 - 36	6DDT-11-MF		6DDT-11-MF		6DDT-11-TPE	
7DDT - 2 SPEED HIGH FLOW - 2.5" HEX SHAFT	10 - 36	7DDT-11-MF		7DDT-11-MF		7DDT-11-TPE	

SUITABLE AUGER - A6 , RC6 & DR6 ([page 14](#)) SUITABLE EXTENSION - X025 & XT25 ([Page 17](#))

2 SPEED DRIVES REQUIRE A CASE DRAIN - HOSE IS INCLUDED

2 SPEED DRIVES COME FITTED WITH A 10' POWERLEAD WITH 2 PIN CONNECTOR - CONTROLLERS SOLD SEPARATELY ([page 11](#))

MICRO EXCAVATORS - 650lbs to 2T

PACKAGE PRICE INCLUDES 87" HOSES, FF QUICK DISCONNECTS, EXCAVATOR MOUNT & LINKAGE

DESCRIPTION	REC. FLOW (GPM)	AUGER DRIVE WITH SINGLE PIN MOUNT	AUGER DRIVE WITH DOUBLE PIN MOUNT
SINGLE SPEED		ORDER CODE	ORDER CODE
1DSS - STD FLOW DRIVE WITH 2" HEX SHAFT	6-16	1DSS-3-SP	1DSS-3-EM
2DSS - STD FLOW DRIVE WITH 2" HEX SHAFT	10-26	2DSS-3-SP	2DSS-3-EM
3DSS - STD FLOW DRIVE WITH 2" HEX SHAFT	10-30	3DSS-3-SP	3DSS-3-EM

SUITABLE AUGER - A4 & RC4 ([page 13](#)) SUITABLE EXTENSION - X020 ([Page 17](#))

SMALL BACKHOE & MINI EXCAVATORS - 3T TO 5T

PACKAGE PRICE INCLUDES 87" HOSES, FF QUICK DISCONNECTS, EXCAVATOR MOUNT & LINKAGE

DESCRIPTION	REC. FLOW (GPM)	AUGER WT EXCAVATOR SINGLE PIN MOUNT	AUGER WT EXCAVATOR DOUBLE PIN MOUNT	AUGER DRIVE WT BACKHOE MOUNT
SINGLE SPEED		ORDER CODE	ORDER CODE	ORDER CODE
2DSS - STD FLOW DRIVE WITH 2" HEX SHAFT	10-26	2DSS-3-SP	2DSS-3-EM	2DSS-3-BM
3DSS - STD FLOW DRIVE WITH 2" HEX SHAFT	10-30	3DSS-3-SP	3DSS-3-EM	3DSS-3-BM
4DSS - STD FLOW DRIVE WITH 2" HEX SHAFT	10-30	4DSS-3-SP	4DSS-3-EM	4DSS-3-BM
4DDS - HIGH FLOW DRIVE WITH 2" HEX SHAFT	10-42	4DDS-3-SP	4DDS-3-EM	4DDS-3-BM

SUITABLE AUGER - A4 & RC4 ([page 13](#)) SUITABLE EXTENSION - X020 ([Page 17](#))

BACKHOE & MEDIUM EXCAVATORS - 4.5T TO 8T

PACKAGE PRICE INCLUDES 87" HOSES, FF QUICK DISCONNECTS, EXCAVATOR MOUNT & LINKAGE

DESCRIPTION	REC. FLOW (GPM)	AUGER WT EXCAVATOR SINGLE PIN MOUNT	AUGER WT EXCAVATOR DOUBLE PIN MOUNT	AUGER DRIVE WT BACKHOE MOUNT
SINGLE SPEED - FOR 3500 PSI RATED MACHINES		ORDER CODE	ORDER CODE	ORDER CODE
4DDS - HIGH FLOW DRIVE WITH 2" HEX SHAFT	8 - 42	4DDS-3-SP	4DDS-3-EM	4DDS-3-BM
5DDS - HIGH FLOW DRIVE WITH 2.5" HEX SHAFT	10 - 36	5DDS-11-SP	5DDS-11-EM	5DDS-11-BM
6DDS - HIGH FLOW DRIVE WITH 2.5" HEX SHAFT	12 - 36	6DDS-11-SP	6DDS-11-EM	6DDS-11-BM
7DDS - HIGH FLOW DRIVE WITH 2.5" HEX SHAFT	14 - 36	7DDS-11-SP	7DDS-11-EM	7DDS-11-BM

SUITABLE AUGER - A6 , RC6 & DR6 ([page 14](#)) SUITABLE EXTENSION - X025 & XT25 ([Page 17](#))

2 SPEED DRIVES REQUIRE A CASE DRAIN - HOSE IS INCLUDED

2 SPEED DRIVES COME FITTED WITH A 10' POWERLEAD WITH 2 PIN CONNECTOR - CONTROLLERS SOLD SEPARATELY ([page 11](#))

AUGER DRIVE WITH HOSES NO MOUNT

DESCRIPTION	REC. FLOW (GPM)	ORDER CODE	
SINGLE SPEED			
1DSS - STD FLOW DRIVE WITH 2" HEX SHAFT	6-16	1DSS-3	
2DSS - STD FLOW DRIVE WITH 2" HEX SHAFT	10-26	2DSS-3	
3DSS - STD FLOW DRIVE WITH 2" HEX SHAFT	10-30	3DSS-3	
4DSS - STD FLOW DRIVE WITH 2" HEX SHAFT	10-30	4DSS-3	
4DDS - HIGH FLOW DRIVE WITH 2" HEX SHAFT	10-42	4DDS-3	

AUGER DRIVE ONLY

DESCRIPTION	REC. FLOW (GPM)	ORDER CODE	
SINGLE SPEED - FOR 3500 PSI RATED MACHINES			
5DDS - HIGH FLOW DRIVE WITH 2.5" HEX SHAFT	10-36	5DDS-11	
6DDS - HIGH FLOW DRIVE WITH 2.5" HEX SHAFT	12-36	6DDS-11	
7DDS - HIGH FLOW DRIVE WITH 2.5" HEX SHAFT	14-36	7DDS-11	
TWO SPEED - FOR 3500 PSI RATED MACHINES			
5DDT - 2 SPEED HIGH FLOW - 2.5" HEX SHAFT	10-36	5DDT-11	
6DDT - 2 SPEED HIGH FLOW - 2.5" HEX SHAFT	10-36	6DDT-11	
7DDT - 2 SPEED HIGH FLOW - 2.5" HEX SHAFT	10-36	7DDT-11	

LARGE EXCAVATORS - 9T TO 12T**SOLD SEPARATELY - EXCAVATOR MOUNTS & LINKAGES (PAGE 9-10) / HOSES & DISCONNECTS (PAGE 10)**

DESCRIPTION	REC. FLOW (GPM)	AUGER DRIVE ONLY	
SINGLE SPEED - FOR 3500 PSI RATED MACHINES		ORDER CODE	
9DDS - HIGH FLOW DRIVE WITH 2.5" HEX SHAFT	18 - 48	9DDS-11	
12DDS - HIGH FLOW DRIVE WITH 2.5" HEX SHAFT	22 - 48	12DDS-11	
TWO SPEED - FOR 3500 PSI RATED MACHINES			
12DDT - 2 SPEED HIGH FLOW - 2.5" HEX SHAFT	10 - 46	12DDT-11	

SUITABLE AUGER - A8 & RC8 (page 14) SUITABLE EXTENSION - X025 & XT25 (Page 17)

2 SPEED DRIVES REQUIRE A CASE DRAIN - HOSE IS INCLUDED

2 SPEED DRIVES COME FITTED WITH A 10' POWERLEAD WITH 2 PIN CONNECTOR - CONTROLLERS SOLD SEPARATELY - (page 11)

LARGE EXCAVATORS - 13T TO 16T**SOLD SEPARATELY - EXCAVATOR MOUNTS & LINKAGES (PAGE 9-10) / HOSES & DISCONNECTS (PAGE 10)**

DESCRIPTION	REC. FLOW (GPM)	AUGER DRIVE ONLY	
SINGLE SPEED - FOR 3500 PSI RATED MACHINES		ORDER CODE	
13DDS - HIGH FLOW DRIVE WITH 3" HEX SHAFT	26 - 54	13DDS-13	
16DDS - HIGH FLOW DRIVE WITH 3" HEX SHAFT	26 - 54	16DDS-13	
TWO SPEED - FOR 3500 PSI RATED MACHINES			
13DDT - 2 SPEED HIGH FLOW - 3" HEX SHAFT	16 - 53	13DDT-13	
16DDT - 2 SPEED HIGH FLOW - 3" HEX SHAFT	20 - 53	16DDT-13	

SUITABLE AUGER - A8 & RC8 (page 14) SUITABLE EXTENSION - X030 (Page 17)

2 SPEED DRIVES REQUIRE A CASE DRAIN - HOSE IS INCLUDED

2 SPEED DRIVES COME FITTED WITH A 10' POWERLEAD WITH 2 PIN CONNECTOR - CONTROLLERS SOLD SEPARATELY - (page 11)

LARGE EXCAVATORS - 18T TO 30T

SOLD SEPARATELY - EXCAVATOR MOUNTS & LINKAGES (PAGE 9-10) / HOSES & DISCONNECTS (PAGE 10)

DESCRIPTION	REC. FLOW (GPM)	AUGER DRIVE ONLY
SINGLE SPEED - FOR 3500 PSI RATED MACHINES		ORDER CODE
20DDS - HIGH FLOW DRIVE WITH 100MM SQUARE SHAFT	26 - 60	20DDS-7
25DDS - HIGH FLOW DRIVE WITH 100MM SQUARE SHAFT	26 - 60	25DDS-7
30DDS - HIGH FLOW DRIVE WITH 100MM SQUARE SHAFT	26 - 60	30DDS-7
TWO SPEED - FOR 3500 PSI RATED MACHINES		
20DDT - HIGH FLOW DRIVE WITH 100MM SQUARE SHAFT	20 - 53	20DDT-7
25DDT - HIGH FLOW DRIVE WITH 100MM SQUARE SHAFT	20 - 53	25DDT-7
30DDT - HIGH FLOW DRIVE WITH 100MM SQUARE SHAFT	20 - 53	30DDT-7

SUITABLE AUGER - RC10 & RC11 ([page 15](#))

SUITABLE EXTENSION - X040 & XT40 ([Page 17](#))

2 SPEED DRIVES REQUIRE A CASE DRAIN - HOSE IS INCLUDED

2 SPEED DRIVES COME FITTED WITH A 10' POWERLEAD WITH 2 PIN CONNECTOR - CONTROLLERS SOLD SEPARATELY - ([page 11](#))

LARGE EXCAVATORS - 18T TO 30T - HEAVY DUTY

SOLD SEPARATELY - EXCAVATOR MOUNTS & LINKAGES (PAGE 9-10) / HOSES & DISCONNECTS (PAGE 10)

DESCRIPTION	REC. FLOW (GPM)	AUGER DRIVE ONLY
TWO SPEED		ORDER CODE
SD45 - HEAVY DUTY HIGH FLOW DRIVE WITH 100MM SQUARE SHAFT	20 - 100	SD45
SD45HPT - HEAVY DUTY HIGH FLOW DRIVE WITH 100MM SQUARE SHAFT HIGH POWERED	20 - 100	SD45HPT
SD50 - HEAVY DUTY HIGH FLOW DRIVE WITH 100MM SQUARE SHAFT	20 - 100	SD50
SD50HPT - HEAVY DUTY HIGH FLOW DRIVE WITH 100MM SQUARE SHAFT HIGH POWERED	20 - 100	SD50HPT
SD70 - HEAVY DUTY HIGH FLOW DRIVE WITH 100MM SQUARE SHAFT	20 - 100	SD70
SD70HPT - HEAVY DUTY HIGH FLOW DRIVE WITH 100MM SQUARE SHAFT HIGH POWERED	20 - 100	SD70HPT
SD80 - HEAVY DUTY HIGH FLOW DRIVE WITH 100MM SQUARE SHAFT	20 - 100	SD80
SD95 - HEAVY DUTY HIGH FLOW DRIVE WITH 100MM SQUARE SHAFT	20 - 100	SD95

SUITABLE AUGER - RC11 ([page 15](#))

SUITABLE EXTENSION - X040 & XT40 ([Page 17](#))

2 SPEED DRIVES REQUIRE A CASE DRAIN

SD DRIVES INCLUDE 10 FT ELECTRICAL CONNECTION, 2 SPEED CONTROL BOX

CIGARETTE LIGHTER POWER LEAD & 50 FT BROOM EXTENSION HARNESS

ORDER HOSES AND MACHINE MOUNTS SEPARATELY

DRIVE ACCESSORIES

MACHINE MOUNTS

EXCAVATOR MOUNTS

LOOSE PIN - MACHINES WITH NO PIN GRAB			SINGLE PIN		
ORDER CODE	PIN SIZE		ORDER CODE	PIN SIZE	
PL303	45-50MM PIN		SPL300	30-40MM PIN	
PL304	55 - 70MM PIN		SPL303	45 - 55MM PIN	
PL305	75 - 100MM PIN				

MOUNTS INCLUDED - BOBCAT EXCHANGE COUPLER, JD WEDGELOCK, KUBOTA7870 WEDGELOCK, 1/8 YARD WAIN ROY
MOUNTS UPCHARGES - QC-27 \$200, 1/4 YARD WAIN ROY \$450

LINKAGES

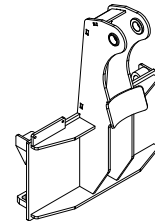
ORDER CODE	DESCRIPTION	
HI-000128K	75MM LINKAGE - SKID STEER - SUIT DRIVES 1 - 7	
HI-000393K	75MM LINKAGE - EXCAVATOR - SUIT DRIVES 1 - 7	
HI-000129K	100MM LINKAGE - EXCAVATOR - SUIT DRIVES 9 -30	
HI-000046	130MM LINKAGE - EXCAVATOR - SUIT DRIVE SD45 TO SD95	

**75MM TO 100MM
LINKAGES
COME WITH ONE
PIN AND CLIP**



MINI LOADER EXTENSION MOUNTS

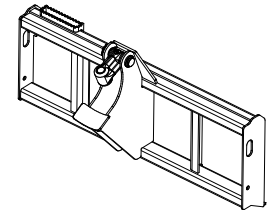
ORDER CODE	DESCRIPTION	
ML-000493	EXTENSION MOUNT TO SUIT DRIVES DSS1-DSS4 DRIVES	



SPECIFY MACHINE TYPE AT TIME OF ORDER

SKID STEER FIXED CENTER MOUNTS

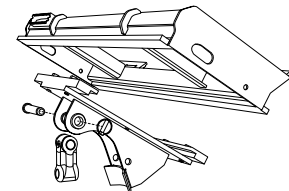
ORDER CODE	DESCRIPTION	
FR-001287	CENTER MOUNT MULTIFIT MOUNT TO SUIT 2DSS-4DSS DRIVES	
FR-001286	CENTER MOUNT TO SUIT 4DDS-7DDS DRIVES	



INCLUDES LINKAGE AND PIN - MORE FRAMES AVAILABLE UPON REQUEST

SKID STEER SIDE SHIFT MOUNTS (MANUAL)

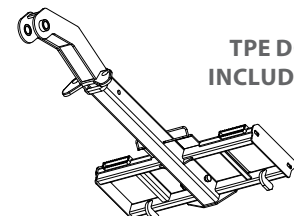
ORDER CODE	DESCRIPTION	
FR-001247	MULTIFIT HD SKID STEER MOUNT ONLY	
HI-000353	CRADLE TO SUIT 2DSS-4DSS DRIVES	
HI-000408	CRADLE TO SUIT 4DDS-7DDS DRIVES	
HI-000409	CRADLE TO SUIT 9DDS-16DDS DRIVES	



ORDER SLIDE CRADLE SEPARATELY. CRADLE INCLUDES LINKAGE AND PIN

SKID STEER TELESCOPIC PILING & DRILLING EXTENSION - TPE

ORDER CODE	DESCRIPTION	
TPE-000050	TPE TO SUIT 5DDS-7DDS DRIVES	
TPE-000039	TPE TO SUIT 9DDS-16DDS DRIVES	
TPE-000032	TPE TRANSPORT AND STORAGE STAND	

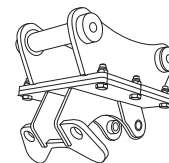


**TPE DOES NOT
INCLUDE LINKAGE**

DIGGA ATTACHMENT RANGE

BACKHOE MOUNTS

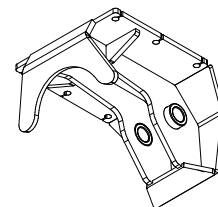
ORDER CODE	DESCRIPTION	
HI-001175	BACKHOE CRADLE SUIT DRIVES 5,6,7	
HI-001174	BACKHOE CRADLE SUIT DRIVES 9, 12, 13, 16	



BACKHOE CRADLE KITS INCLUDE LINKAGE AND PIN - ORDER MACHINE MOUNT SEPARATELY

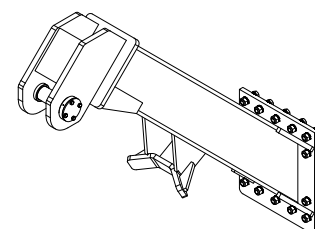
PILING DRIVE RYNO HITCH

ORDER CODE	DESCRIPTION	
HI-000678	RYNO - BOLTED BASE PLATE- SUIT DRIVES 9-16	
HI-000847	RYNO - BOLTED BASE PLATE - SUIT DRIVES 20-30	
HI-001098	RYNO - BOLTED BASE PLATE - SUIT SD DRIVES	



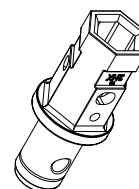
EXCLUDES EXCAVATOR MOUNT BRACKET & LINKAGE

CUSTOM EXCAVATOR JIB EXTENSIONS FOR SD DRIVE UNITS
AVAILABLE UPON REQUEST



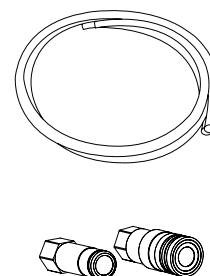
ADAPTORS

ORDER CODE	DESCRIPTION	
AU-001997-K	2.5" HEX FEMALE - 2" HEX MALE	
AU-002002-K	2" HEX FEMALE - 2.5" HEX MALE	
AU-002304-K	2-9/16" ROUND MALE - 2" HEX FEMALE	
AU-002355-K	2" HEX MALE - 2-9/16" RND FEMALE	



HYDRAULIC HOSES

ORDER CODE	DESCRIPTION		ORDER CODE	DESCRIPTION	
1/2" HOSE			3/4" HOSE		
HS-002485	63" OAL - 3/8" FF Quick Disconnects		HS-002479	87" OAL - 1/2" FF Quick Disconnects	
HS-002484	63" OAL - 1/2" FF Quick Disconnects		HS-002480	87" OAL - 3/4" FF Quick Disconnects	
HS-002488	87" OAL - 3/8" FF Quick Disconnects		HS-002391	6FT OAL - 1/2" FF Quick Disconnects	
HS-002487	87" OAL - 1/2" FF Quick Disconnects		HS-002392	6FT OAL - 3/4" FF Quick Disconnects	
HS-002481	87" OAL - 1/2" FF Quick Disconnects		HS-002393	8FT OAL - 1/2" FF Quick Disconnects	
HS-002499	106" OAL - 1/2" FF Quick Disconnects		HS-002394	8FT OAL - 3/4" FF Quick Disconnects	
3/4" TPE HOSES			HS-002395	10FT OAL - 1/2" FF Quick Disconnects	
HS-002469	14FT OAL -1/2" FF Quick Disconnects		HS-002396	10FT OAL - 3/4" FF Quick Disconnects	
HS-002470	14FT OAL -3/4" FF Quick Disconnects		HS-002397	12FT OAL - 1/2" FF Quick Disconnects	
			HS-002398	12FT OAL - 3/4" FF Quick Disconnects	
			HS-002500	106" OAL - 1/2" FF Quick Disconnects	
			HS-002501	106" OAL - 3/4" FF Quick Disconnects	



2 SPEED DRIVE ELECTRICS

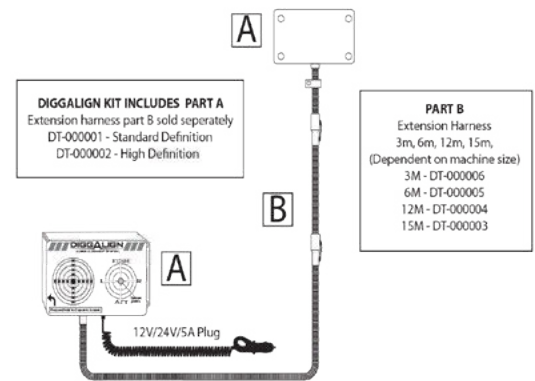
2 SPEED DRIVES SOLD WITH 10FT LEAD AND 2 PIN CONNECTOR. CONTROLLER KITS & ACCESSORIES ARE OPTIONAL - PLEASE ORDER SEPARATELY

PART NUMBER	DESCRIPTION	
EXCAVATORS		
DM-000037	PLUG N PLAY KIT INCLUDES ROCKER SWITCH, CIGARRETE LIGHTER POWER LEAD & 10' HARNESS	
DM-000034	PLUG N PLAY KIT INCLUDES ROCKER SWITCH, CIGARRETE LIGHTER POWER LEAD & 20' HARNESS	
DM-000038	PLUG N PLAY KIT INCLUDES ROCKER SWITCH, CIGARRETE LIGHTER POWER LEAD & 40' HARNESS	
DM-000039	PLUG N PLAY KIT INCLUDES ROCKER SWITCH, CIGARRETE LIGHTER POWER LEAD & 50' HARNESS	
SKID STEER LOADERS		
DM-000037	PLUG AND PLAY KIT INCLUDES ROCKER SWITCH, CIGARRETE LIGHTER POWER LEAD AND 10' HARNESS	
DM-000032	8 PIN SERVICE PLUG ADAPTOR	
EC-000241	14 PIN SERVICE PLUG ADAPTOR	
OPTIONAL SWITCHES TO MAKE OPERATION EASIER		
DM-000026	JOYSTICK MOUNTED TOGGLE SWITCH	
DM-000030	FLOOR MOUNTED FOOT SWITCH	

DIGGALIGN

AUGER ALIGNMENT SYSTEM - DIGGALIGN (INCLINOMETER) - OPTIONAL

PART NUMBER	DESCRIPTION	DEFINITION	
DT-000002	DIGGALIGN KIT- WITH 15M EXT HARNESS	STANDARD	
DT-000033	DIGGALIGN KIT- WITH 12M EXT HARNESS	STANDARD	
DT-000034	DIGGALIGN KIT- WITH 6M EXT HARNESS	STANDARD	
DT-000035	DIGGALIGN KIT- WITH 3M EXT HARNESS	STANDARD	
DT-000001	DIGGALIGN KIT- WITH 15M EXT HARNESS	HIGH	
DT-000030	DIGGALIGN KIT- WITH 12M EXT HARNESS	HIGH	
DT-000031	DIGGALIGN KIT- WITH 6M EXT HARNESS	HIGH	
DT-000032	DIGGALIGN KIT- WITH 3M EXT HARNESS	HIGH	

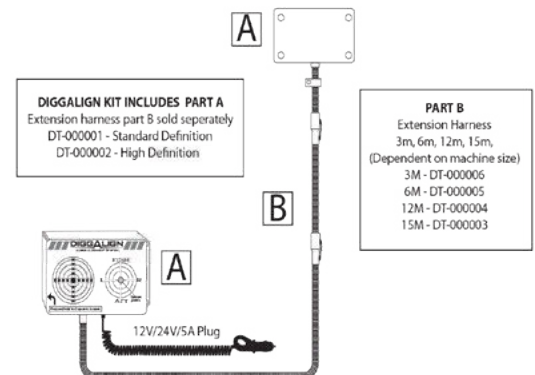


FACTORY FITTED TO NEW DRIVE AT TIME OF ORDER

STANDARD DEFINITION SUITABLE FOR PILES / AUGERS UNDER 13FT LONG
HIGH DEFINITION REQUIRED FOR PILES / AUGERS OVER 13FT LONG

DIGGALIGN - RETROFIT

PART NUMBER	DESCRIPTION	DEFINITION	
DT-000002	DIGGALIGN KIT- WITH 15M EXT HARNESS	STANDARD	
DT-000033	DIGGALIGN KIT- WITH 12M EXT HARNESS	STANDARD	
DT-000034	DIGGALIGN KIT- WITH 6M EXT HARNESS	STANDARD	
DT-000035	DIGGALIGN KIT- WITH 3M EXT HARNESS	STANDARD	
DT-000001	DIGGALIGN KIT- WITH 15M EXT HARNESS	HIGH	
DT-000030	DIGGALIGN KIT- WITH 12M EXT HARNESS	HIGH	
DT-000031	DIGGALIGN KIT- WITH 6M EXT HARNESS	HIGH	
DT-000032	DIGGALIGN KIT- WITH 3M EXT HARNESS	HIGH	



STANDARD DEFINITION SUITABLE FOR PILES / AUGERS UNDER 13FT LONG
HIGH DEFINITION REQUIRED FOR PILES / AUGERS OVER 13FT LONG

TWO WAY FLOW

DIGGA PROVIDES ACCESSORIES FOR DRIVES WHICH CAN EITHER BE FACTORY FITTED (AND THEREFORE BE ORDERED WITH THE AUGER DRIVE), OR CAN BE ORDERED AT A LATER TIME. IF ORDERED AFTER THE AUGER DRIVE HAS SHIPPED, A DIFFERENT CODE IS NEEDED.

PLEASE NOTE THAT FOR MACHINES FITTED WITH A SINGLE ACTING HAMMER CIRCUIT AND NO 2-WAY HYDRAULIC FLOW (FOR FORWARD & REVERSE OPERATION) DIGGA SUPPLY 2 OPTIONS:

- 1. INTEGRATED 2-WAY FLOW VALVE - UNIQUE TO DIGGA**
THIS VALVE MUST BE ORDERED AT THE TIME OF ORDER AND IS MOUNTED TO THE MOTOR INSIDE THE BAIL (HOOD) OF THE AUGER DRIVE. 12V OR 24V MUST BE SPECIFIED AT THE TIME OF ORDER. THIS VALVE IS NOT AVAILABLE ON 2-SPEED DRIVES.
- 2. EXTERNALLY MOUNTED TO YOUR MACHINE**
CAN BE ORDERED AT THE SAME TIME AS THE DRIVE UNIT OR AFTER-MARKET. THE OPERATOR WILL MOUNT THIS TO THEIR PREFERRED POSITION ON THE BOOM OR STICK OF THE EXCAVATOR. 12V AND 24V MUST BE SPECIFIED.

INTEGRATED - TWO WAY FLOW VALVE FOR DDS & DLS ONLY - Hoses not supplied, please order separately [see page 10](#)

ORDER CODE	DESCRIPTION		ORDER CODE	DESCRIPTION	
12 VOLTS			24 VOLTS		
FRV-000001-12	INTEGRATED FRV KIT - 3m ext - 12V		FRV-000001-24	INTEGRATED FRV KIT-3m ext - 24V	
FRV-000002-12	INTEGRATED FRV KIT - 6m ext- 12V		FRV-000002-24	INTEGRATED FRV KIT - 6m ext- 24V	
FRV-000003-12	INTEGRATED FRV KIT - 12m ext - 12V		FRV-000003-24	INTEGRATED FRV KIT - 12m ext - 24V	
FRV-000004-12	INTEGRATED FRV KIT - 15m ext - 12V		FRV-000004-24	INTEGRATED FRV KIT - 15m ext - 24V	
OPTIONAL					
DM-000026	JOYSTICK MOUNTED TOGGLE SWITCH				
DM-000030	FLOOR MOUNTED foot SWITCH				

EXTERNAL - TWO WAY FLOW VALVE KITS

ORDER CODE	DESCRIPTION		ORDER CODE	DESCRIPTION	
12 VOLTS - 32GPM MAX			24 VOLTS - 32GPM MAX		
HA-000959-12-3	2-WAY FLOW KIT WITH 10FT EXTENSION		HA-000959-24-3	2-WAY FLOW KIT WITH 10FT EXTENSION	
HA-000959-12-6	2-WAY FLOW KIT WITH 20FT EXTENSION		HA-000959-24-6	2-WAY FLOW KIT WITH 20FT EXTENSION	
HA-000959-12-12	2-WAY FLOW KIT WITH 40FT EXTENSION		HA-000959-24-12	2-WAY FLOW KIT WITH 40FT EXTENSION	
HA-000959-12-15	2-WAY FLOW KIT WITH 50FT EXTENSION		HA-000959-24-15	2-WAY FLOW KIT WITH 50FT EXTENSION	
12 VOLTS - 80GPM MAX			24 VOLTS - 80GPM MAX		
HA-000958-12-3	2-WAY FLOW KIT WITH 10FT EXTENSION		HA-000958-24-3	2-WAY FLOW KIT WITH 10FT EXTENSION	
HA-000958-12-6	2-WAY FLOW KIT WITH 20FT EXTENSION		HA-000958-24-6	2-WAY FLOW KIT WITH 20FT EXTENSION	
HA-000958-12-12	2-WAY FLOW KIT WITH 40FT EXTENSION		HA-000958-24-12	2-WAY FLOW KIT WITH 40FT EXTENSION	
HA-000958-12-15	2-WAY FLOW KIT WITH 50FT EXTENSION		HA-000958-24-15	2-WAY FLOW KIT WITH 50FT EXTENSION	
OPTIONAL					
DT-000006	10FT EXTENSION HARNESS		KIT SUPPLIED FOR OPERATOR TO INSTALL ONTO MACHINE		
DT-000005	20FT EXTENSION HARNESS				
DT-000004	40FT EXTENSION HARNESS				
DT-000003	50FT EXTENSION HARNESS				
DM-000026	JOYSTICK MOUNTED TOGGLE SWITCH				
DM-000030	FLOOR MOUNTED SWITCH				
DM-000036	2-WAY FLOW CONTROLLER				

AUGER BITS

TREE PLANTER

TP	TREE PLANTING AUGER		
ORDER CODE	OVERALL DIA	TAP ROOT DIA	
TP-12-06-3-E	12"	6"	
TP-16-08-3-E	16"	8"	
TP-20-10-3-E	20"	10"	
TP-24-12-3-E	24"	12"	
TP-28-14-3-E	28"	14"	
TP-32-16-3-E	32"	16"	

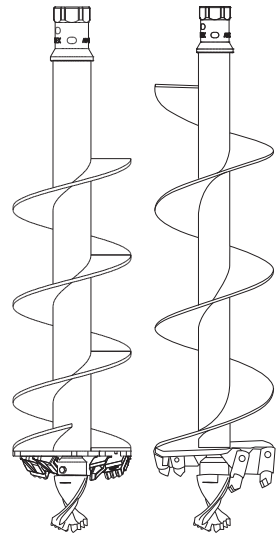


A4 & RC4

4FT OAL		A4-GENERAL PURPOSE AUGER		RC4-ROCK/EARTH COMBO AUGER
		LIGHT CONDITIONS EARTH	HEAVY CONDITIONS MFT - HARD GROUND	FRACTURABLE ROCK / EARTH CLAY / SHALE
DIA	ORDER CODE	ORDER CODE	ORDER CODE	ORDER CODE
6"	A4-06-3-E	A4-06-3-MFT		RC4-06-3-MFT
8"	A4-08-3-E	A4-08-3-MFT		RC4-08-3-MFT
9"	A4-09-3-E	A4-09-3-MFT		RC4-09-3-MFT
10"	A4-10-3-E	A4-10-3-MFT		RC4-10-3-MFT
12"	A4-12-3-E	A4-12-3-MFT		RC4-12-3-MFT
14"	A4-14-3-E	A4-14-3-MFT		RC4-14-3-MFT
16"	A4-16-3-E	A4-16-3-MFT		RC4-16-3-MFT
18"	A4-18-3-E	A4-18-3-MFT		RC4-18-3-MFT
20"	A4-20-3-E	A4-20-3-MFT		RC4-20-3-MFT
24"	A4-24-3-E	A4-24-3-MFT		RC4-24-3-MFT
30"	A4-30-3-E	A4-30-3-MFT		RC4-30-3-MFT
36"	A4-36-3-E	A4-36-3-MFT		RC4-36-3-MFT

A4

RC4



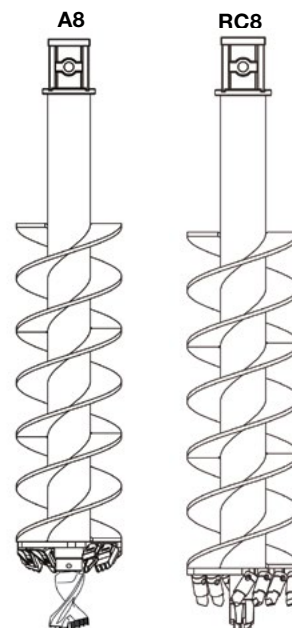
INCLUDES PIN, CLIP, TEETH & PILOT

A6, RC6 & DR6

5FT OAL	A6-GENERAL PURPOSE AUGER		RC6-ROCK/EARTH COMBO AUGER	DR6-ROCK AUGER
	LIGHT CONDITIONS EARTH	HEAVY CONDITIONS MFT - HARD GROUND	FRACTURABLE ROCK / EARTH CLAY / SHALE	FRACTURABLE ROCK / SHALE / PERMAFROST
DIA	ORDER CODE	ORDER CODE	ORDER CODE	ORDER CODE
6"	N/A	N/A	RC6-06-11-MFT	DR6-06-11
8"	A6-08-11-E	A6-08-11-MFT	RC6-08-11-MFT	N/A
9"	A6-09-11-E	A6-09-11-MFT	RC6-09-11-MFT	DR6-09-11
10"	A6-10-11-E	A6-10-11-MFT	RC6-10-11-MFT	N/A
12"	A6-12-11-E	A6-12-11-MFT	RC6-12-11-MFT	DR6-12-11
14"	A6-14-11-E	A6-14-11-MFT	RC6-14-11-MFT	DR6-14-11
16"	A6-16-11-E	A6-16-11-MFT	RC6-16-11-MFT	DR6-16-11
18"	A6-18-11-E	A6-18-11-MFT	RC6-18-11-MFT	DR6-18-11
20"	A6-20-11-E	A6-20-11-MFT	RC6-20-11-MFT	N/A
24"	A6-24-11-E	A6-24-11-MFT	RC6-24-11-MFT	DR6-24-11
30"	A6-30-11-E	A6-30-11-MFT	RC6-30-11-MFT	DR6-30-11
36"	A6-36-11-E	A6-36-11-MFT	RC6-36-11-MFT	DR6-36-11
40"	A6-40-11-E	A6-40-11-MFT	RC6-40-11-MFT	
48"	A6-48-11-E	A6-48-11-MFT	RC6-48-11-MFT	
60"	A6-60-11-E	A6-60-11-MFT	RC6-60-11-MFT	

A8 & RC8

	A8-GENERAL PURPOSE AUGER		RC8-ROCK/EARTH COMBO AUGER
	LIGHT CONDITIONS EARTH	HEAVY CONDITIONS MFT - HARD GROUND	FRACTURABLE ROCK / EARTH CLAY / SHALE
DIA	ORDER CODE	ORDER CODE	ORDER CODE
8"	A8-08-13-E	A8-08-13-MFT	RC8-08-13-MFT
9"	A8-09-13-E	A8-09-13-MFT	RC8-09-13-MFT
10"	A8-10-13-E	A8-10-13-MFT	RC8-10-13-MFT
12"	A8-12-13-E	A8-12-13-MFT	RC8-12-13-MFT
14"	A8-14-13-E	A8-14-13-MFT	RC8-14-13-MFT
16"	A8-16-13-E	A8-16-13-MFT	RC8-16-13-MFT
18"	A8-18-13-E	A8-18-13-MFT	RC8-18-13-MFT
20"	A8-20-13-E	A8-20-13-MFT	RC8-20-13-MFT
24"	A8-24-13-E	A8-24-13-MFT	RC8-24-13-MFT
30"	A8-30-13-E	A8-30-13-MFT	RC8-30-13-MFT
36"	A8-36-13-E	A8-36-13-MFT	RC8-36-13-MFT
40"	A8-40-13-E	A8-40-13-MFT	RC8-40-13-MFT
48"	A8-48-13-E	A8-48-13-MFT	RC8-48-13-MFT
60"	A8-60-13-E	A8-60-13-MFT	RC8-60-13-MFT

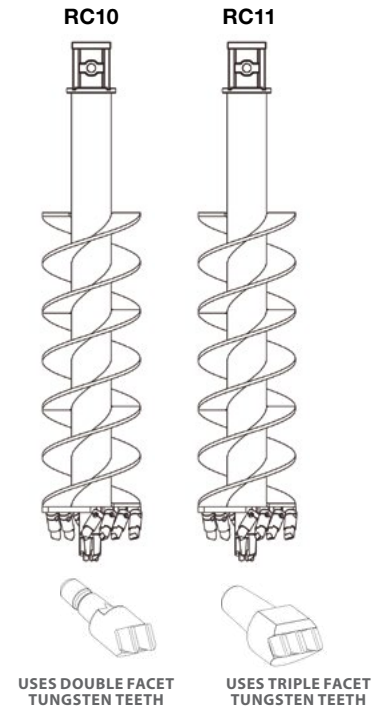


INCLUDES PIN, CLIP, TEETH & PILOT

RC10 & RC11

RC10-ROCK/EARTH COMBO AUGER			RC11 - HEAVY DUTY ROCK/ EARTH COMBO AUGER	
FRACTURABLE ROCK / EARTH / CLAY / SHALE				
DIA	ORDER CODE		ORDER CODE	
9"	RC10-09-7-MFT		RC11-09-7-MFT	
10"	RC10-10-7-MFT		RC11-10-7-MFT	
12"	RC10-12-7-MFT		RC11-12-7-MFT	
14"	RC10-14-7-MFT		RC11-14-7-MFT	
16"	RC10-16-7-MFT		RC11-16-7-MFT	
18"	RC10-18-7-MFT		RC11-18-7-MFT	
20"	RC10-20-7-MFT		RC11-20-7-MFT	
24"	RC10-24-7-MFT		RC11-24-7-MFT	
30"	RC10-30-7-MFT		RC11-30-7-MFT	
36"	RC10-36-7-MFT		RC11-36-7-MFT	
40"	RC10-40-7-MFT		RC11-40-7-MFT	
48"	RC10-48-7-MFT		RC11-48-7-MFT	
60"	RC10-60-7-MFT		RC11-60-7-MFT	

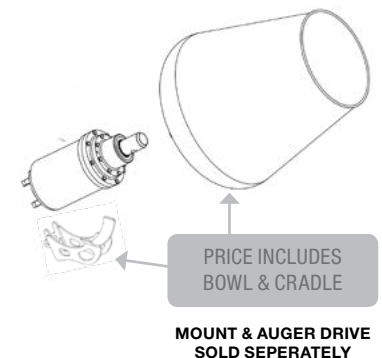
INCLUDES PIN, CLIP, TEETH & PILOT



CEMENT MIXERS

INCLUDES BOWL, CRADLE FOOT, PIN AND CLIP - PURCHASE AUGER DRIVE AND MOUNT SEPARATELY. SUITS DIGGA MOUNTS AND DRIVES ONLY.

ORDER CODE	TOTAL CAPACITY	WORKING CAPACITY (45°)	HUB	DESCRIPTION
SKID STEER LOADER FIXED CENTER MOUNT FRAME PACKAGES FRAMES FROM JANUARY 2018				
MI-000166	5.7 CU FT	4 CU FT	2" HEX	MIXER BOWL & CRADLE
MI-000163	5.7 CU FT	4 CU FT	2 9/16" RND	MIXER BOWL & CRADLE
MI-000170	3.9 CU FT	2.5 CU FT	2" HEX	MIXER BOWL & CRADLE
MI-000168	3.9 CU FT	2.5 CU FT	2 9/16" RND	MIXER BOWL & CRADLE
SKID STEER LOADER FIXED CENTER MOUNT FRAME PACKAGES FRAMES PRE DECEMBER 2017				
MI-000139	5.7 CU FT	4 CU FT	2" HEX	MIXER BOWL & CRADLE
MI-000136	5.7 CU FT	4 CU FT	2 9/16" RND	MIXER BOWL & CRADLE
MI-000143	3.9 CU FT	2.5 CU FT	2" HEX	MIXER BOWL & CRADLE
MI-000141	3.9 CU FT	2.5 CU FT	2 9/16" RND	MIXER BOWL & CRADLE
INDIVIDUAL COMPONENTS				
MI-000134	CRADLE TO SUIT SKID STEER LOADER FIXED CENTER MOUNT (FR-001280)			
MI-000158	CRADLE TO SUIT SKID STEER LOADER SLIDE MOUNT			
MI-000052	4 CU FT BOWL WITH 2" HEX HUB			
MI-000059	2.5 CU FT BOWL WITH 2" HEX HUB			



CEMENT MIXER DRIVE UNIT PACKAGE -INCLUDES BOWL, CRADLE, HOSES, LINKAGE, DRIVE UNIT WITH 2" HEX SHAFT, & MOUNT

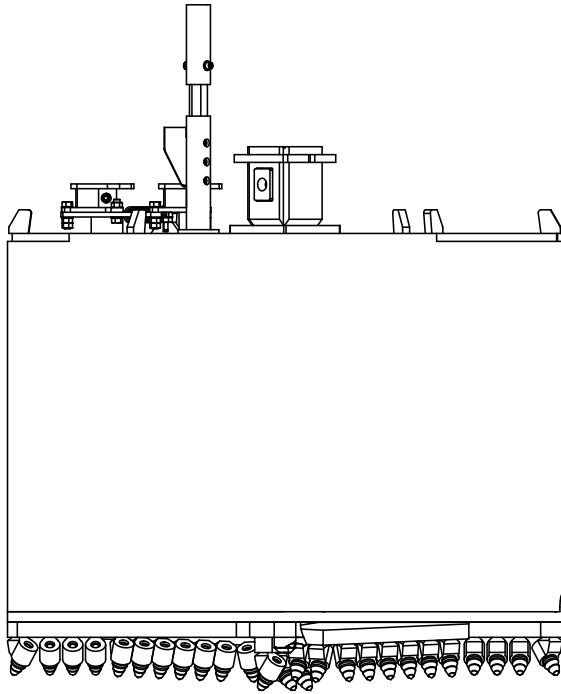
	4 CU FT BOWL	2.5 CU FT BOWL
DRIVE UNIT	ORDER CODE	ORDER CODE
2DSS	2DSS-3-MF-C4	2DSS-3-MF-C2.5
3DSS	3DSS-3-MF-C4	3DSS-3-MF-C2.5
4DSS	4DSS-3-MF-C4	4DSS-3-MF-C2.5
4DDS	4DDS-3-MF-C4	4DDS-3-MF-C2.5

2 9/16" ROUND SHAFTS ALSO AVAILABLE

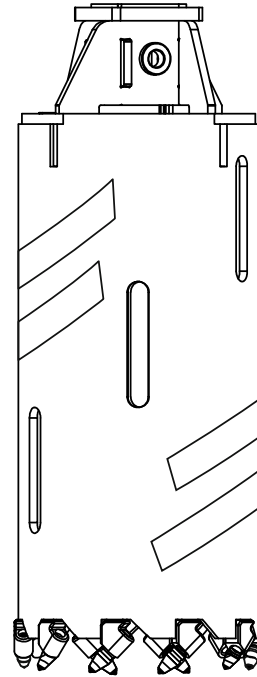
Effective January 1, 2019 - Prices do not include Dealer preparation and freight. Digga does not warrant the accuracy, reliability and completeness the content found herein. Digga reserves the right to revise the content of this publication at any time without notice. All prices are in US dollars.

DRILLING & BELLING TOOLS

DRILLING BUCKETS

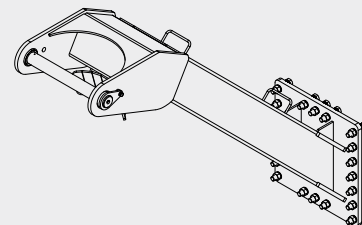


CORE BARRELS



DRILLING BUCKETS, CORE BARRELS AND OTHER DRILLING & BELLING TOOLS ARE ALSO AVAILABLE...

**CUSTOM EXCAVATOR JIB EXTENSIONS FOR LARGER DRIVE UNITS
SUCH AS MD AND UD AVAILABLE UPON REQUEST**

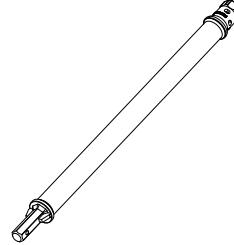


AUGER EXTENSIONS

X020 TO SUIT A4 & RC4 BITS

OUTER EXTENTIONS

ORDER CODE	DESCRIPTION	
X020IH-2F	2 FOOT OUTER EXTENSION - 2" HEX	
X020IH-3F	3 FOOT OUTER EXTENSION - 2" HEX	
X020IH-4F	4 FOOT OUTER EXTENSION - 2" HEX	
X020IH-6F	6 FOOT OUTER EXTENSION - 2" HEX	
X020IH-8F	8 FOOT OUTER EXTENSION - 2" HEX	



**EXTENTIONS
INCLUDE A PIN & CLIP**

X025 & XT25 TO SUIT A6, RC6, DR6 & A8, RC8 BITS

OUTER EXTENTIONS

ORDER CODE	DESCRIPTION	
X025IH-4F	4 FOOT OUTER EXTENSION - 2.5" HEX	
X025IH-6F	6 FOOT OUTER EXTENSION - 2.5" HEX	
X025IH-8F	8 FOOT OUTER EXTENSION - 2.5" HEX	
X025IH-10F	10 FOOT OUTER EXTENSION - 2.5" HEX	

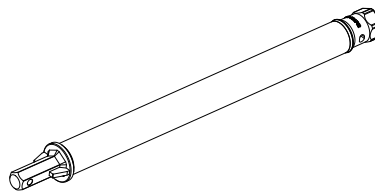
INNER EXTENTIONS

ORDER CODE	DESCRIPTION	
XT25IH-4F	4 FOOT INNER EXTENSION - 2.5" HEX	
XT25IH-6F	6 FOOT INNER EXTENSION - 2.5" HEX	
XT25IH-8F	8 FOOT INNER EXTENSION - 2.5" HEX	

X030 TO SUIT RC10 BITS

OUTER EXTENTIONS

ORDER CODE	DESCRIPTION	
X030IH-4F	4 FOOT OUTER EXTENSION - 3" HEX	
X030IH-6F	6 FOOT OUTER EXTENSION - 3" HEX	
X030IH-8F	8 FOOT OUTER EXTENSION - 3" HEX	
X030IH-10F	10 FOOT OUTER EXTENSION - 3" HEX	



X040 & XT40 TO SUIT RC11 BITS

OUTER EXTENTIONS

ORDER CODE	DESCRIPTION	
X040IS-6F	6 FOOT HD OUTER EXTENSION - 100MM SQ	
X040IS-8F	8 FOOT HD OUTER EXTENSION - 100MM SQ	
X040IS-10F	10 FOOT HD OUTER EXTENSION - 100MM SQ	

INNER EXTENTIONS


ORDER CODE	DESCRIPTION	
XT40IS-6F	6 FOOT HD INNER EXTENSION - 100MM SQ	
XT40IS-8F	8 FOOT HD INNER EXTENSION - 100MM SQ	
XT40IS-10F	10 FOOT HD INNER EXTENSION - 100MM SQ	

TRENCHERS

DIGGA TRENCHERS FEATURE OUR PATENT PENDING HEADSTART CRUMBER SYSTEM, ADJUSTABLE FOOT TOR DEPTH CONTROL, 3 CHAIN OPTIONS AND A 3 YEAR GEAR BOX AND 2 YEAR MOTOR WARRANTY.

CHAIN OPTIONS

EARTH CHAIN



EARTH TEETH ON EVERY
"SECOND STATION"

COMBO CHAIN



70% DIGGATAC TEETH
& 30% EARTH TEETH

DIGGATAC CHAIN



100% DIGGATAC
CARBIDE TEETH

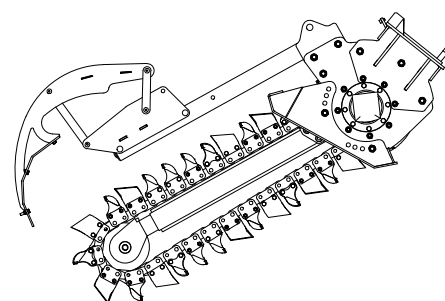
MINI LOADERS & WALK-BEHINDS

PACKAGE PRICE INCLUDES HOSES, QUICK DISCONNECTS, CRUMBER BAR & MOUNT

NOTE: NEED MAKE AND MODEL OF MACHINE

3FT DEPTH - 1 5/8" PITCH CHAIN - RECOMMENDED FLOW 13-25GPM

MINI BIGFOOT TRENCHER		ORDER CODE
EARTH	3FT DIG - 4" EARTH CHAIN	MLT-000015
	3FT DIG - 6" EARTH CHAIN	MLT-000019
	3FT DIG - 8" EARTH CHAIN	MLT-000023
COMBO	3FT DIG - 4" COMBO CHAIN	MLT-000013
	3FT DIG - 6" COMBO CHAIN	MLT-000017
	3FT DIG - 8" COMBO CHAIN	MLT-000021
DIGGATAC	3FT DIG - 4" DIGGATAC CHAIN	MLT-000014
	3FT DIG - 6" DIGGATAC CHAIN	MLT-000018
	3FT DIG - 8" DIGGATAC CHAIN	MLT-000022

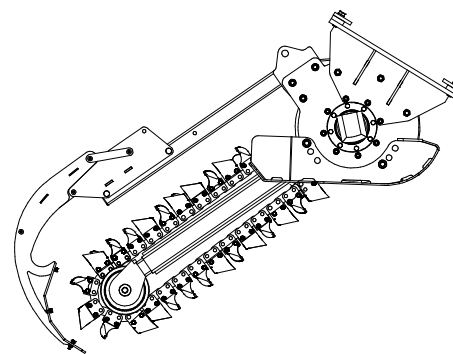


SKID STEERS & 1.2 - 3.5T BACKHOES

PACKAGE PRICE INCLUDES HOSES, QUICK DISCONNECTS & CRUMBER BAR - PURCHASE MOUNT SEPARATELY - [SEE PAGE 20](#)

3FT DEPTH - 1 5/8" PITCH CHAIN - RECOMMENDED FLOW 13 - 25GPM

BIGFOOT TRENCHER		ORDER CODE
EARTH	3FT DIG/4IN EARTH CHAIN	BFT-000015
	3FT DIG/6IN EARTH CHAIN	BFT-000019
	3FT DIG/8IN EARTH CHAIN	BFT-000023
COMBO	3FT DIG/4IN COMBO CHAIN	BFT-000013
	3FT DIG/6IN COMBO CHAIN	BFT-000017
	3FT DIG/8IN COMBO CHAIN	BFT-000021
DIGGATAC	3FT DIG/4IN DIGGATAC CHAIN	BFT-000014
	3FT DIG/6IN DIGGATAC CHAIN	BFT-000018
	3FT DIG/8IN DIGGATAC CHAIN	BFT-000022



SKID STEERS & EXCAVATORS UP TO 4.5T

PACKAGE PRICE INCLUDES HOSES, QUICK DISCONNECTS & CRUMBER BAR - PURCHASE MOUNT SEPARATELY - [SEE PAGE 20](#)

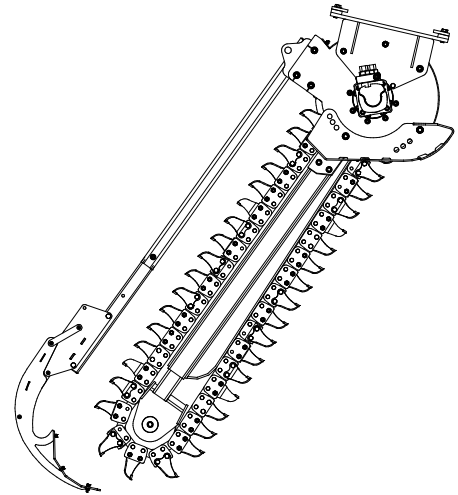
3FT DEPTH - 2" PITCH CHAIN - RECOMMENDED FLOW 16 - 30GPM			4FT DEPTH - 2" PITCH CHAIN - RECOMMENDED FLOW 16 - 30GPM		
BIGFOOT TRENCHER		ORDER CODE	BIGFOOT TRENCHER		ORDER CODE
EARTH	3FT DIG / 6" EARTH CHAIN	BFT2-000023	EARTH	4FT DIG / 6" EARTH CHAIN	BFT2-000003
	3FT DIG / 8" EARTH CHAIN	BFT2-000027		4FT DIG / 8" EARTH CHAIN	BFT2-000007
	3FT DIG / 10" EARTH CHAIN	BFT2-000031		4FT DIG / 10" EARTH CHAIN	BFT2-000011
	3FT DIG / 12" EARTH CHAIN	BFT2-000035		4FT DIG / 12" EARTH CHAIN	BFT2-000015
COMBO	3FT DIG / 6" COMBO CHAIN	BFT2-000021	COMBO	4FT DIG / 6" COMBO CHAIN	BFT2-000001
	3FT DIG / 8" COMBO CHAIN	BFT2-000025		4FT DIG / 8" COMBO CHAIN	BFT2-000005
	3FT DIG / 10" COMBO CHAIN	BFT2-000029		4FT DIG / 10" COMBO CHAIN	BFT2-000009
	3FT DIG / 12" COMBO CHAIN	BFT2-000033		4FT DIG / 12" COMBO CHAIN	BFT2-000013
DIGGATAC	3FT DIG / 6" DIGGATAC CHAIN	BFT2-000022	DIGGATAC	4FT DIG / 6" DIGGATAC CHAIN	BFT2-000002
	3FT DIG / 8" DIGGATAC CHAIN	BFT2-000026		4FT DIG / 8" DIGGATAC CHAIN	BFT2-000006
	3FT DIG / 10" DIGGATAC CHAIN	BFT2-000030		4FT DIG / 10" DIGGATAC CHAIN	BFT2-000010
	3FT DIG / 12" DIGGATAC CHAIN	BFT2-000034		4FT DIG / 12" DIGGATAC CHAIN	BFT2-000014

HIGH FLOW SKID STEERS & EXCAVATORS UP TO 8T

PACKAGE PRICE INCLUDES HOSES, QUICK DISCONNECTS & CRUMBER BAR - PURCHASE MOUNT SEPARATELY - [SEE PAGE 20](#)

4FT DEPTH - 2" PITCH CHAIN - RECOMMENDED FLOW 28 - 45GPM		
BIGFOOT XD HIGH FLOW TRENCHER		ORDER CODE
COMBO	4FT DIG / 6" COMBO CHAIN	BFT2-000300
	4FT DIG / 8" COMBO CHAIN	BFT2-000304
	4FT DIG / 10" COMBO CHAIN	BFT2-000308
	4FT DIG / 12" COMBO CHAIN	BFT2-000312
DIGGATAC	4FT DIG / 6" DIGGATAC CHAIN	BFT2-000301
	4FT DIG / 8" DIGGATAC CHAIN	BFT2-000305
	4FT DIG / 10" DIGGATAC CHAIN	BFT2-000309
	4FT DIG / 12" DIGGATAC CHAIN	BFT2-000313

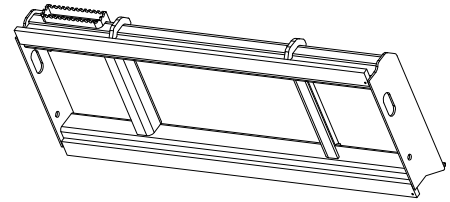
5FT DEPTH - 2" PITCH CHAIN - RECOMMENDED FLOW 28 - 45GPM		
COMBO	5FT DIG / 6" COMBO CHAIN	BFT2-000101
	5FT DIG / 8" COMBO CHAIN	BFT2-000105
	5FT DIG / 10" COMBO CHAIN	BFT2-000109
	5FT DIG / 12" COMBO CHAIN	BFT2-000113
DIGGATAC	5FT DIG / 6" DIGGATAC CHAIN	BFT2-000102
	5FT DIG / 8" DIGGATAC CHAIN	BFT2-000106
	5FT DIG / 10" DIGGATAC CHAIN	BFT2-000110
	5FT DIG / 12" DIGGATAC CHAIN	BFT2-000114



TRENCHER ACCESSORIES

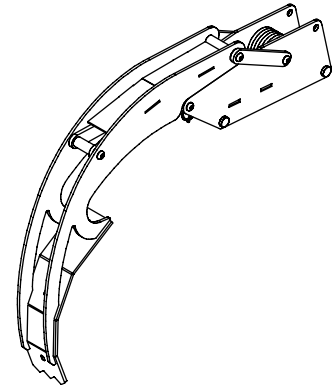
TRENCHER MOUNTS

ORDER CODE	DESCRIPTION	
FR-001247	UNIVERSAL SKID STEER SLIDE MOUNT	
PL301	EXCAVATOR & BACKHOE MOUNT 20-30MM PIN	
PL302	EXCAVATOR & BACKHOE MOUNT 32-40MM PIN	
PL303	EXCAVATOR & BACKHOE MOUNT 45-50MM PIN	



BIGFOOT COMPONENTS - 1 5/8"

ORDER CODE	DESCRIPTION	
TR-000870	NOSE ROLLER KIT - 1.5/8" - COMPLETE WITH BEARING & CIRCLIP	
TR-000135	BIGFOOT SOIL AUGER ASSEMBLY	
TR-000035	DRIVE SPROCKET - SUIT 1.5/8" PITCH CHAIN - 12 TOOTH	
TR-001344	CRUMBER BAR ASSEMBLY	
TR-000246	RUBBER CHAIN GUARD	

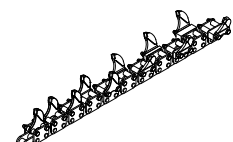
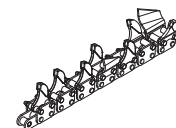



BIGFOOT XD COMPONENTS - 2"

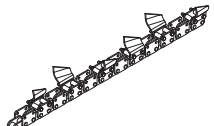
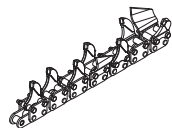
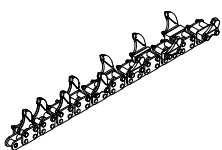
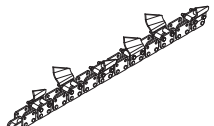
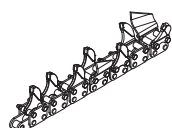
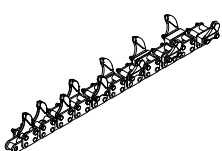
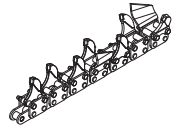
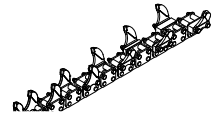
ORDER CODE	DESCRIPTION	
TR-000871	BIGFOOT XD NOSE ROLLER KIT - COMPLETE WITH BEARING & CIRCLIP	
TR-000245	BIGFOOT XD SOIL AUGER ASSEMBLY	
TR-000060	DRIVE SPROCKET - BIGFOOT XD - 11 TOOTH	
TR-001453	CRUMBER BAR ASSEMBLY	
TR-000246	RUBBER CHAIN GUARD	

1 5/8" BIGFOOT TRENCHER CHAINS

	ORDER CODE	CHAIN SIZE	DESCRIPTION
3FT DIG	EARTH CHAIN		
	TCB1-32-100-E	1-5/8"	CHAIN TO SUIT BFT-3FT DIG (32STN) - 4" CUT EARTH
	TCB1-32-150-E	1-5/8"	CHAIN TO SUIT BFT-3FT DIG (32STN) - 6" CUT EARTH
	TCB1-32-200-E	1-5/8"	CHAIN TO SUIT BFT-3FT DIG (32STN) - 8" CUT EARTH
	COMBO CHAIN		
	TCB1-32-100-C	1-5/8"	CHAIN TO SUIT BFT-3FT DIG (32STN) - 4" CUT COMBO
	TCB1-32-150-C	1-5/8"	CHAIN TO SUIT BFT-3FT DIG (32STN) - 6" CUT COMBO
	TCB1-32-200-C	1-5/8"	CHAIN TO SUIT BFT-3FT DIG (32STN) - 8" CUT COMBO
	DIGGATAC CHAIN		
	TCB1-32-100-D	1-5/8"	CHAIN TO SUIT BFT-3FT DIG (32STN) - 4" CUT DIGGATAC
	TCB1-32-150-D	1-5/8"	CHAIN TO SUIT BFT-3FT DIG (32STN) - 6" CUT DIGGATAC
	TCB1-32-200-D	1-5/8"	CHAIN TO SUIT BFT-3FT DIG (32STN) - 8" CUT DIGGATAC




2" BIGFOOT XD TRENCHER CHAINS

	ORDER CODE	CHAIN SIZE	DESCRIPTION	
3FT DIG	EARTH CHAIN			
	TCB2-30-150-E	2"	CHAIN TO SUIT BFXD - 3FT DIG (30STN) - 6" CUT EARTH	
	TCB2-30-200-E	2"	CHAIN TO SUIT BFXD - 3FT DIG (30STN) - 8" CUT EARTH	
	TCB2-30-250-E	2"	CHAIN TO SUIT BFXD - 3FT DIG (30STN) - 10" CUT EARTH	
	TCB2-30-300-E	2"	CHAIN TO SUIT BFXD - 3FT DIG (30STN) - 12" CUT EARTH	
	COMBO CHAIN			
	TCB2-30-150-C	2"	CHAIN TO SUIT BFXD - 3FT DIG (30STN) - 6" CUT COMBO	
	TCB2-30-200-C	2"	CHAIN TO SUIT BFXD - 3FT DIG (30STN) - 8" CUT COMBO	
	TCB2-30-250-C	2"	CHAIN TO SUIT BFXD - 3FT DIG (30STN) - 10" CUT COMBO	
	TCB2-30-300-C	2"	CHAIN TO SUIT BFXD - 3FT DIG (30STN) - 12" CUT COMBO	
	DIGGATAC			
	TCB2-30-150-D	2"	CHAIN TO SUIT BFXD - 3FT DIG (30STN) - 6" CUT DIGGATAC	
	TCB2-30-200-D	2"	CHAIN TO SUIT BFXD - 3FT DIG (30STN) - 8" CUT DIGGATAC	
	TCB2-30-250-D	2"	CHAIN TO SUIT BFXD - 3FT DIG (30STN) - 10" CUT DIGGATAC	
	TCB2-30-300-D	2"	CHAIN TO SUIT BFXD - 3FT DIG (30STN) - 12" CUT DIGGATAC	
4FT DIG	EARTH CHAIN			
	TCB2-36-150-E	2"	CHAIN TO SUIT BFXD - 4FT DIG (36STN) - 6" CUT EARTH	
	TCB2-36-200-E	2"	CHAIN TO SUIT BFXD - 4FT DIG (36STN) - 8" CUT EARTH	
	TCB2-36-250-E	2"	CHAIN TO SUIT BFXD - 4FT DIG (36STN) - 10" CUT EARTH	
	TCB2-36-300-E	2"	CHAIN TO SUIT BFXD - 4FT DIG (36STN) - 12" CUT EARTH	
	COMBO CHAIN			
	TCB2-36-150-C	2"	CHAIN TO SUIT BFXD - 4FT DIG (36STN) - 6" CUT COMBO	
	TCB2-36-200-C	2"	CHAIN TO SUIT BFXD - 4FT DIG (36STN) - 8" CUT COMBO	
	TCB2-36-250-C	2"	CHAIN TO SUIT BFXD - 4FT DIG (36STN) - 10" CUT COMBO	
	TCB2-36-300-C	2"	CHAIN TO SUIT BFXD - 4FT DIG (36STN) - 12" CUT COMBO	
	DIGGATAC CHAIN			
	TCB2-36-150-D	2"	CHAIN TO SUIT BFXD - 4FT DIG (36STN) - 6" CUT DIGGATAC	
	TCB2-36-200-D	2"	CHAIN TO SUIT BFXD - 4FT DIG (36STN) - 8" CUT DIGGATAC	
	TCB2-36-250-D	2"	CHAIN TO SUIT BFXD - 4FT DIG (36STN) - 10" CUT DIGGATAC	
	TCB2-36-300-D	2"	CHAIN TO SUIT BFXD - 4FT DIG (36STN) - 12" CUT DIGGATAC	
5FT DIG	COMBO CHAIN			
	TCB2-43-150-C	2"	CHAIN TO SUIT BFXD - 5FT DIG (43STN) - 6" CUT COMBO	
	TCB2-43-200-C	2"	CHAIN TO SUIT BFXD - 5FT DIG (43STN) - 8" CUT COMBO	
	TCB2-43-250-C	2"	CHAIN TO SUIT BFXD - 5FT DIG (43STN) - 10" CUT COMBO	
	TCB2-43-300-C	2"	CHAIN TO SUIT BFXD - 5FT DIG (43STN) - 12" CUT COMBO	
	DIGGATAC CHAIN			
	TCB2-43-150-D	2"	CHAIN TO SUIT BFXD - 5FT DIG (43STN) - 6" CUT DIGGATAC	
	TCB2-43-200-D	2"	CHAIN TO SUIT BFXD - 5FT DIG (43STN) - 8" CUT DIGGATAC	
	TCB2-43-250-D	2"	CHAIN TO SUIT BFXD - 5FT DIG (43STN) - 10" CUT DIGGATAC	
	TCB2-43-300-D	2"	CHAIN TO SUIT BFXD - 5FT DIG (43STN) - 12" CUT DIGGATAC	

DIGGA ATTACHMENT RANGE

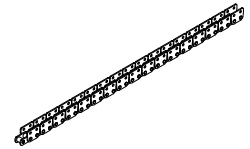
1 5/8" BIGFOOT BARE CHAINS

ORDER CODE	CHAIN SIZE	DESCRIPTION
TCB1-26-B	1-5/8"	CHAIN TO SUIT BFT-2.5FT DIG (26STN) - BARE
TCB1-32-B	1-5/8"	CHAIN TO SUIT BFT-3FT DIG (32STN) - BARE



2" BIGFOOT XD BARE CHAINS

ORDER CODE	CHAIN SIZE	DESCRIPTION
TCB2-30-B	2"	CHAIN TO SUIT BFTXD-3FT DIG (30STN) - BARE
TCB2-36-B	2"	CHAIN TO SUIT BFTXD-4FT DIG (36STN) - BARE
TCB2-43-B	2"	CHAIN TO SUIT BFTXD-5FT DIG (43STN) - BARE

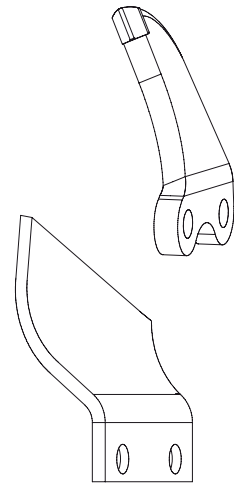


WEARPARTS

TRENCHER WEARPARTS

BIGFOOT TRENCHER - 1 5/8"

ORDER CODE	DESCRIPTION	
TEETH		
TDC	1.654" CENTRE DIGGATAC TOOTH	
TDL	1.654" LEFT DIGGATAC TOOTH	
TDR	1.654" RIGHT DIGGATAC TOOTH	
W-000081	CUP TOOTH - 1.654" - LEFT HAND	
W-000083	CUP TOOTH - 1.654" - RIGHT HAND	

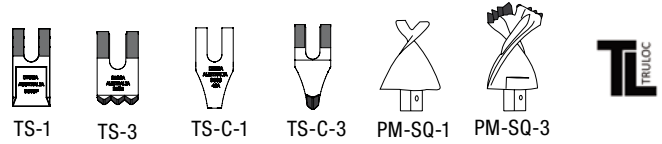


BIGFOOT XD TRENCHER - 2"

ORDER CODE	DESCRIPTION	
TEETH		
2TDC	2IN CENTRE DIGGATAC TOOTH	
2TDL	2IN LEFT DIGGATAC TOOTH	
2TDR	2IN RIGHT DIGGATAC TOOTH	
W-000097	CUP TOOTH - 2IN - RIGHT HAND	
W-000099	CUP TOOTH - 2IN - LEFT HAND	

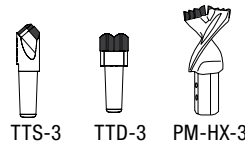
AUGER WEARPARTS

A4	EARTH	TUNGSTEN TIPPED - MFT
OUTER	TS-1	TS-3
INNER	TS-C-1	TS-C-3
PILOT	PM-SQ-1	PM-SQ-3

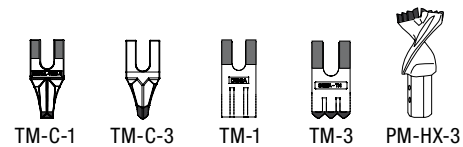


A4 TRULOC PINS	SINGLE PIN WP-000271	10 PINS WP-000293
----------------	----------------------	-------------------

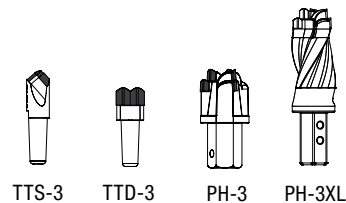
RC4	TUNGSTEN TIPPED - MFT
OUTER	TTD-3
INNER	TTS-3
PILOT	PM-HX-3



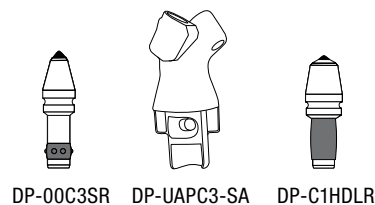
A6	EARTH	TUNGSTEN TIPPED - MFT
OUTER	TM-1	TM-3
INNER	TM-C-1	TM-C-3
PILOT	PM-HX-3	PM-HX-3



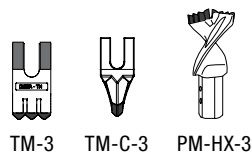
RC6	TUNGSTEN TIPPED - MFT
OUTER	TTD-3
INNER	TTS-3
PILOT	PH-3
PILOT - 36"+	PH-3XL



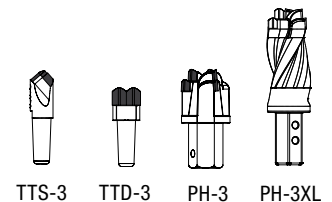
DR6	BULLET TOOTH
TOOTH	DP-00C3SR
PILOT - NO TOOTH	DRP-19T
PILOT TOOTH	DP-C1HDLR
PILOT - NO TOOTH	DRP-19API



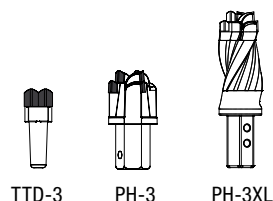
A8	TUNGSTEN TIPPED - MFT
OUTER	TM-3
INNER	TM-C-3
PILOT	PM-HX-3



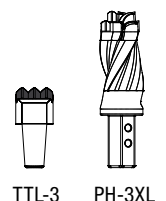
RC8	TUNGSTEN TIPPED - MFT
OUTER	TTD-3
INNER	TTS-3
PILOT	PH-3
PILOT - 30"+	PH-3XL



RC10	TUNGSTEN TIPPED - MFT
OUTER	TTD-3
INNER	TTD-3
PILOT	PH-3
PILOT - 30"+	PH-3XL



RC11	TUNGSTEN TIPPED - MFT
OUTER	TTL-3
INNER	TTL-3
PILOT	PH-3XL



AUGER - QUICK GUIDE

EARTH AUGERS - BLADED TEETH EARTH/CLAY/SHALES

ALL PURPOSE EARTH AUGER FOR GENERAL DRILLING

The angle and geometry of the teeth to the pilot is the key to the efficiency in which these augers perform. Available in earth or multi-faced tungsten (MFT) braised onto the face of the teeth, providing longer wear life and greater cutting performance. Not suited to harder fracturable rocks.



ROCK/COMBINATION AUGER - TAPER TEETH ALL GROUND CONDITIONS

TAPER TEETH DESIGNS ARE THE ULTIMATE ALL PERFORMANCE AUGER

No need to have two augers for different conditions. Ideal in all drilling conditions. Cut a clean clear hole in soft earths and clays and have the ultimate ripping ability in fracturable rock.

For larger excavators in harder conditions, TTL - triple tungsten teeth are the right selection for optimum rock drilling.



DEDICATED ROCK SHALES, PERMAFROST & FRACTURABLE ROCK

ROTATING ROCK PICKS OFFER LONGER LIFE WHEN DRILLING IN HARD ROCK

Heavy duty engineered design with high efficiency cutting heads to maximise your drilling performance. Fitted with a range of quality wear parts providing superior wear and performance.



AUGER INFORMATION A4 & RC4

ORDER CODE	A4	RC4
SUIT DRIVES	1MDS, 1DDS-4DDS	1MDS, 1DDS-4DDS
SUIT EXTENSIONS	XT25 & X025	XT25 & X025
HUB	2" HEX	2" HEX
OPTIONAL HUB		
OVERALL LENGTH	48'	48'
PIPE DIAMETER	2.375" - 4.5"	2.375" - 4.5"
FLIGHT THICKNESS (LEAD)	5/16"	5/16"
FLIGHT THICKNESS (CARRY)	5/16"	5/16"
HEAD	B3S	B7
TEETH	TS	TTS / TTD
TEETH USED - EARTH AUGERS		
INNER	TS-C-1	N/A
OUTER	TS-1	N/A
PILOT USED IN AUGER	PM-SQ- 1	N/A
TEETH USED - MFT AUGERS		
INNER	TS-C-3	TTS-3
OUTER	TS-3	TTD-3
PILOT USED IN AUGER	PM-SQ- 3	PM-HX-3
DRILLING CONDITIONS	GENERAL	COMBO ROCK/EARTH
IDEAL DRILLING SPEED	RPM	RPM
EARTH	55-65	55-65
CLAY	45-55	45-55
FRACTURABLE ROCK	20-45	20-45
NOTES	<p> A4  </p> <p> RC4  </p> <p> Ideal for general earth & clay drilling. Flat Tooth auger, with chisel ripping teeth on inner pockets for greater breakout force. New Square drive pilot provides Stronger 'positive' fitment for better performance. </p> <p> All Purpose, Taper Tooth auger, perfect for combination drilling in all conditions from Earth to medium Rock. Double tungsten teeth on the outside & single taper teeth on the inside of the auger ensure maximum breakout force for smaller machines. Provides a clean hole in all conditions. </p> <p> Double start, single carry flight configuration. Shallow Flight pitch for greater soil retention. Heavy duty auger body, for greater wear & performance . </p> <p> Suits Mini Machines, Skid Steer Loaders, machines with a lower reach & less down pressure. </p>	

AUGER INFORMATION A6 & RC6

ORDER CODE	A6	RC6
SUIT DRIVES	4DD to 7DD	4DD to 7DD
SUIT EXTENSIONS	XT25 & X025	XT25 & X025
HUB	2.5" Hex	2.5" Hex
OPTIONAL HUB		
OVERALL LENGTH	60"	60"
PIPE DIAMETER	3" - 5.5"	3" - 5.5"
FLIGHT THICKNESS (LEAD)	5/16"	5/16"
FLIGHT THICKNESS (CARRY)	5/16"	5/16"
HEAD	B4	B7
TEETH	TM	TT
TEETH USED - EARTH AUGERS		
INNER	TM-C-1	N/A
OUTER	TM-1	N/A
TEETH USED - MFT AUGERS		
INNER	TM-C-3	TTS-3
OUTER	TM-3	TTD-3
PILOT USED IN AUGER	PM-HX-3	PH-3
		PH-3XL FOR AUGERS ABOVE 36"
DRILLING CONDITONS	GENERAL	COMBO ROCK/EARTH
IDEAL DRIILING SPEED	RPM	RPM
EARTH	55-65	55-65
CLAY	45-55	45-55
FRACTURABLE ROCK	25-45	25-45
NOTES <div> <div>A6</div>  </div> <div> <div>RC6</div>  </div>	<p>Flat Tooth auger, with chisel ripping teeth on inner pockets. Ideal for general earth clay drilling. With MFT teeth fitted, granulated / soft fracturable rock conditions can be drilled.</p> <p>Double start, single carry flight configuration. Flight pitch is shallow for greater soil retention. Heavy duty body, for greater reliability in tough conditions. 5/16" flight.</p> <p>1 3/4" hex drive pilot provides greater strength for machines with higher down pressure and that generate more torque.</p> <p>Excavators 5T - 10T, machines that have a higher reach and more down pressure.</p> <p>1 3/4" hex drive pilot provides greater strength for machines with higher down pressure and that generate more torque.</p> <p>Excavators 10T - 15T, machines that have a higher reach and more down pressure.</p>	<p>All Purpose, Taper Tooth auger, perfect for combination drilling in all conditions from earth to medium Rock. Providing a clean hole in all conditions.</p> <p>Double start, single carry flight configuration. Flight pitch is shallow for greater soil retention. Heavy duty body for greater reliability in tough conditions. 5/16" flight</p> <p>All the features of the A6 auger, upgraded to the superior penetrating abilities of the B7 Taper Tooth Head</p> <p>Excavators 5T - 10T, machines that have a higher reach and more down pressure.</p> <p>All the features of the A8 auger, upgraded to the superior penetrating abilities of the B7 Taper Tooth Head</p> <p>Excavators 10T - 15T, machines that have a higher reach and more down pressure.</p>

AUGER INFORMATION A8 & RC8

ORDER CODE	A8	RC8
SUIT DRIVES	9DD to 16DD	9DD to 16DD
SUIT EXTENSIONS	XT25 & X025	XT25 & X025
HUB	2.5" Hex	2.5" Hex
OPTIONAL HUB	3" Hex	3" Hex
OVERALL LENGTH	60"	60"
PIPE DIAMETER	3" - 6.5"	3" - 6.5"
FLIGHT THICKNESS (LEAD)	3/8"	3/8"
FLIGHT THICKNESS (CARRY)	3/8"	3/8"
HEAD	B4	B7
TEETH	TM	TT
TEETH USED - EARTH AUGERS		
INNER	TM-C-1	N/A
OUTER	TM-1	N/A
TEETH USED - MFT AUGERS		
INNER	TM-C-3	TTS-3
OUTER	TM-3	TTD-3
PILOT USED IN AUGER	PM-HX-3	PH-3
		PH-3XL FOR AUGERS ABOVE 30"
DRILLING CONDITIONS	GENERAL	COMBO ROCK/EARTH
IDEAL DRILLING SPEED	RPM	RPM
EARTH	55-65	55-65
CLAY	45-55	45-55
FRACTURABLE ROCK	25-45	25-45
HEAVY ROCK		10-25
A8 	NOTES Flat Tooth auger, with chisel ripping teeth on inner pockets. Ideal for general earth and clay drilling. With MFT teeth fitted, granulated / soft fracturable rock conditions can be drilled. Double flight configuration. Flight pitch is shallow for greater soil retention. Heavy duty body, for greater reliability in tough conditions. 3/8" Flight 1 3/4" hex drive pilot provides greater strength for machines with higher down pressure and that generate more torque.	All Purpose, Taper Tooth auger, perfect for combination drilling in all conditions from earth to medium Rock. Provides a clean hole in all conditions.
		Double flight configuration. Same head as the RC6 Auger with a Heavy duty body and thicker flights for greater strength with larger machines. 3/8" Thick Flight All the features of the A8 auger, upgraded to the superior penetrating abilities of the B7 Taper Tooth Head
RC8 	Excavators 10T - 15T, machines that have a higher reach and more down pressure.	Excavators 10T - 15T, machines that have a higher reach and more down pressure.

AUGER INFORMATION RC10 & RC11

ORDER CODE	RC10	RC11
SUIT DRIVES	13DD to 30DD	13DD to 30DD
SUIT EXTENSIONS	XT40 & X040 XT30 & X030	XT40 & X040 XT30 & X030
HUB	100MM SQ	100MM SQ
OPTIONAL HUB	3" Hex	3" Hex
OVERALL LENGTH	60"	60"
PIPE DIAMETER	3" - 6.5"	3" - 6.5"
FLIGHT THICKNESS (LEAD)	5/8"	5/8"
FLIGHT THICKNESS (CARRY)	5/8"	5/8"
HEAD	B7	B8
TEETH	TTD-3	TTL-3
TEETH USED		
INNER	TTD-3	TTL-3
OUTER	TTD-3	TTL-3
PILOT USED IN AUGER	PH-3 PH-3XL FOR AUGERS ABOVE 30"	PH-3XL
DRILLING CONDITONS	COMBO ROCK/EARTH	COMBO HEAVY DUTY ROCK/EARTH
IDEAL DRIILING SPEED	RPM	RPM
EARTH	55-65	55-65
CLAY	45-55	45-55
FRACTURABLE ROCK	25-45	25-45
HEAVY ROCK	10-25	10-25
NOTES	<p>All Purpose, Taper Tooth auger, perfect for combination drilling in all conditions from Earth to Hard fracturable Rock. Provides a clean hole in all conditions.</p> <p>Double flight configuration. Same head as the AC9 Auger with upgraded flights from 3/8" to 5/8" for more durability with larger machines.</p> <p>1 3/4" hex drive pilot provides greater strength for machines with higher down pressure & that generate more torque.</p> <p>Excavators 16T - 30T, machines that have a higher reach & more down pressure.</p> <p>Excavators 10T - 15T, machines that have a higher reach & more down pressure.</p>	<p>All Purpose, Heavy Duty Taper Tooth auger, perfect for combination drilling in all conditions from Earth to Hard fracturable Rock. Provides a clean hole in all conditions.</p> <p>Double flight configuration. Larger B8 head to take TTL-3 Extra Heavy Duty with upgraded flights to 5/8" thickness for even greater performance & durability with larger machines.</p> <p>All the features of the RC10 auger, upgraded to the superior penetrating abilities of the B8 Extra heavy duty Taper Tooth Head</p> <p>Excavators 20T - 30T, machines that have a higher reach & more down pressure.</p> <p>Excavators 10T - 15T, machines that have a higher reach & more down pressure.</p>


RC10



RC11



AUGER INFORMATION DR6

ORDER CODE	RC8
SUIT DRIVES	4DD to 7DD
SUIT EXTENSIONS	XT25 & X025
HUB	2.5" Hex
OPTIONAL HUB	2" Hex
OVERALL LENGTH	60"
PIPE DIAMETER	3" - 5.5"
FLIGHT THICKNESS (LEAD)	13/16"
FLIGHT THICKNESS (CARRY)	5/8"
HEAD	B10
TEETH	DP-00C3SR
TEETH USED - EARTH AUGERS	
INNER	N/A
OUTER	N/A
TEETH USED - MFT AUGERS	
INNER	N/A
OUTER	N/A
PILOT USED IN AUGER	N/A
TEETH USED - DEDICATED ROCK AUGERS	
INNER	DP-00C3SR
OUTER	DP-00C3SR
PILOT - NO TOOTH	DP-UAPC3-SA
PILOT USED IN AUGER	DP-C1HDLR
DRILLING CONDITIONS	FRACTURABLE ROCK / SHALE / PERMAFROST
IDEAL DRILLING SPEED	RPM
EARTH	N/A
CLAY	N/A
FRACTURABLE ROCK	25-45
HEAVY ROCK	10-25
<div> <div>DR6</div>  </div> <div> <p>NOTES</p> <p>DR6 augers feature rotating rock picks and are specially designed for drilling from soft fracturable rock to very hard rock.</p> <p>Short flighting to encourage regular spoil removal, allowing cool air to enter the hole and facilitate regular inspection of carbide bullet teeth (Rotating rock picks).</p> <p>Excavators 10T - 15T, machines that have a higher reach and more down pressure.</p> </div>	

OTHER ATTACHMENTS

INDUSTRIAL GRADE BROOMS

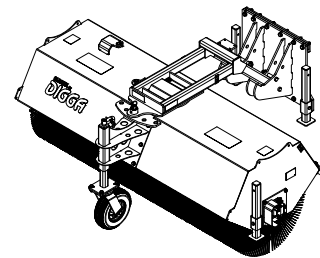
SWEeper ANGLE BROOMS

REQUIRED FLOW: 8-20 GPM

PACKAGE PRICE INCLUDES ANGLE BROOM, SIDE SHIFT FRAME, HOSES AND QUICK DISCONNECTS

Electrical Controllers sold separately - SEE PAGE 31

ORDER CODE	DESCRIPTION	
MANUAL PIVOT		
TBA	72" ANGLE BROOM – MANUAL PIVOT	
TBA	72" ANGLE BROOM – MANUAL PIVOT - WITH JOCKEY WHEEL	
TBA	84" ANGLE BROOM – MANUAL PIVOT	
TBA	84" ANGLE BROOM – MANUAL PIVOT - WITH JOCKEY WHEEL	
TBA	96" ANGLE BROOM – MANUAL PIVOT - NO JOCKEY WHEEL	
TBA	96" ANGLE BROOM – MANUAL PIVOT - WITH JOCKEY WHEEL	
ELECTRIC OVER HYDRAULIC PIVOT		
TBA	72" ANGLE BROOM – ELECTRIC OVER HYDRAULIC PIVOT	
TBA	72" ANGLE BROOM – ELECTRIC OVER HYDRAULIC PIVOT - WITH JOCKEY WHEEL	
TBA	84" ANGLE BROOM – ELECTRIC OVER HYDRAULIC PIVOT	
BR-001825	84" ANGLE BROOM – ELECTRIC OVER HYDRAULIC PIVOT - WITH JOCKEY WHEEL	
TBA	96" ANGLE BROOM – ELECTRIC OVER HYDRAULIC PIVOT	
TBA	96" ANGLE BROOM – ELECTRIC OVER HYDRAULIC PIVOT - WITH JOCKEY WHEEL	


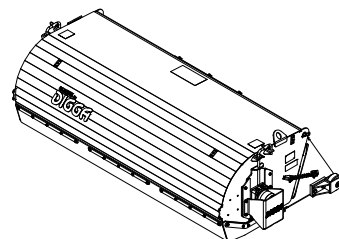


SWEeper PICK UP BROOMS

REQUIRED FLOW: 8-20 GPM

PRICE INCLUSIONS: BUCKET BROOM, SIDE SHIFT FRAME, HOSES AND QUICK DISCONNECTS

ORDER CODE	DESCRIPTION	
TBA	60" BUCKET BROOM	
TBA	72" BUCKET BROOM	
BR-001910	84" BUCKET BROOM	
WITH GUTTER BRUSH		
TBA	60" BUCKET BROOM – WITH GUTTER BRUSH	
TBA	72" BUCKET BROOM – WITH GUTTER BRUSH	
TBA	84" BUCKET BROOM – WITH GUTTER BRUSH	
WITH GUTTER BRUSH-SPRINKLER & TANK		
TBA	60" BUCKET BROOM – WITH GUTTER BRUSH – WITH SPRINKLER & TANK	
TBA	72" BUCKET BROOM – WITH GUTTER BRUSH – WITH SPRINKLER & TANK	
TBA	84" BUCKET BROOM – WITH GUTTER BRUSH – WITH SPRINKLER & TANK	



HYDRAULIC PIVOT ELECTRICAL KIT FOR SINGLE REMOTE MACHINES

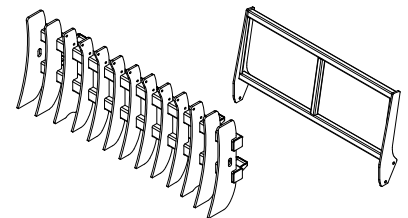
ORDER CODE	DESCRIPTION	
FOR SKID STEER LOADERS WITH SERVICE PLUG		
DM-000032	FOR MACHINES WITH 8 PIN SERVICE PLUG - INCLUDES 2 PIN TO 8 PIN PLUG CONVERSION HARNESS	
EC-000241	FOR MACHINES WITH 14 PIN SERVICE PLUG -14 PIN SERVICE PLUG CONVERSION HARNESS (DIY KIT)	
PLUG AND PLAY KITS FOR SKID STEER LOADERS WITH NO SERVICE PLUG		
TC-000013	PLUG N PLAY KIT - INC ROCKER SWITCH, CIGARETTE LIGHTER POWER LEAD & 6M (20') HARNESS	

ROOT RAKE

REQUIRED FLOW: N/A **SUITABILITY:** SKID STEER LOADERS

PRICE INCLUSIONS: 84" ROOT RAKE - BUILT IN FRAME

ORDER CODE	DESCRIPTION	
SR-000044	ROOT RAKE (84")	
SR-000041	OPTIONAL SAFETY GUARD	

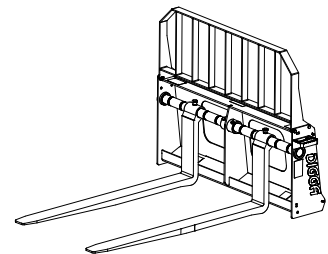


PALLET FORKS

REQUIRED FLOW: N/A **SUITABILITY:** SKID STEER LOADERS

PRICE INCLUSIONS: PALLET FORKS

ORDER CODE	DESCRIPTION	
PF-001130-4000	PALLET FORKS - 4000LBS	

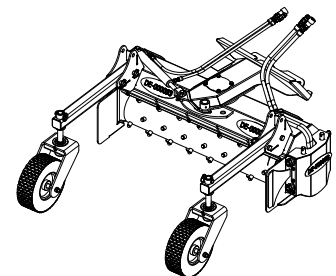


MINI SOIL CONDITIONER

REQUIRED FLOW: TBA **SUITABILITY:** MINI LOADERS

PRICE INCLUSIONS: MINI SOIL CONDITIONER WITH BUILT IN FRAME, HOSES AND QUICK DISCONNECTS

ORDER CODE	DESCRIPTION	
PR-480018	MINI SOIL CONDITIONER (84") WITH MINI LOADER MOUNT	



DIGGA PRODUCTS

A Digga Product is defined as products manufactured and or sold by Digga North America.

Important Information

Before selecting or using a Digga product it is important that all information concerning the product warranty, limitation of liability and responsibility of the customer be reviewed. This information is located below. Please direct any questions regarding this information to your Digga Representative

Disclaimer

This catalogue provides product options for further investigation by customers having technical expertise with respect to the use of such products. It is the responsibility of the customer to thoroughly analyse all aspects of the customer's application and to review the information concerning the product in the current product catalogue. Due to the diversity of possible applications, the customer is solely responsible for making the final selection of the product(s) to be used and to assure that all performance, safety and warning requirements of the application are met.

While Digga has made all reasonable efforts to present accurate information in this catalogue it shall not be held responsible for any incorrect information which may result from unintentional oversight. Due to continuous product improvement, the product specifications as stated in this catalogue are subject to change by Digga at any time without notice. The customer should consult a sales representative of Digga for detailed information and to determine any changes in the information in this catalogue.

Improper selection or improper use of the Digga products supplied herein can result in death, personal injury and/or property damage. Digga North America sole responsibility with respect to its products is set forth in the warranty/limitation of liability policy stated herein.

WARRANTY

MDS, MM, DS & DD Drilling Drive Units

Used for Drilling Application

5yr Gearbox & 3yr Motor

AD & AL Anchor Drive Units (fitted with ECV)

Used for Anchor Application 5AD/L – 30AD/L

3yr Gearbox & 2yr Motor

DS, DD & DL Drilling Drive Units (without ECV)

Used for anchoring up to 12,000ft lbs

2yr Gearbox & 1yr motor

DD & DL Drilling Drive Units (without ECV)

Used for anchoring over 12,000ft lbs

No Warranty

SD, MD, UD & XD Drives

For all applications

1yr Gearbox & 1yr Motor

Hand Helds

1yr Gearbox & 1yr Motor

Bigfoot Trenchers

3yr Gearbox & 2yr Motor

All Other Attachments

12 months

© Copyright Digga – All rights reserved.

This catalogue and/or any portion thereof protected by this copyright herein may not be reproduced in any form whatsoever without the written permission of the Copyright owner

LIMITED WARRANTY

Digga products are sold subject to a limited warranty and a limitation of remedies policy, both of which constitute part of any and all agreements to purchase Digga products. Digga makes no other warranties or promises other than those specifically noted in its written policies, and no Digga employee or agent has the power to alter those policies

All new products are warranted to be free from defects in material and/or workmanship for one (1) year. Under no circumstances will it cover any merchandise or components thereof, which, in the opinion of the company, have been subject to misuse, unauthorized modifications, alterations, accidents, or if repairs have been made with parts other than those obtainable through Digga.

Warranty period will begin on the date of invoice, or 6 months after invoice date if no product registration is received. In the event of a defect within the warranty period (excluding: Cable, ground engaging parts such as sprockets, digging chain, bearings, teeth, blade cutting edges, pilot bits, auger teeth, auger heads, and broom brushes) and after examination, it is determined failure was due to defective material and/or workmanship, part(s) will be repaired or replaced. DIGGA may request defective part(s) be returned to them for inspection at their place or business or sent to a specified locations.

Any claims under this warranty must be made within thirty (30) days from date of repair, and all repairs must be made within 30 days from date of failure. All claims not made in writing and received within these time periods specified above shall be denied.

LIMITATIONS ON RESPONSIBILITY

THIS WARRANTY IS IN LIEU OF ALL OTHER WARRANTIES, EXPRESSED OR IMPLIED, AND THERE ARE NO WARRANTIES OF MERCHANTABILITY OR OF FITNESS FOR A PARTICULAR PURPOSE. IN NO EVENT SHALL DIGGA BE LIABLE FOR CONSEQUENTIAL OR SPECIAL DAMAGE.

DIGGA LIABILITY FOR ANY AND ALL LOSSES AND DAMAGES TO BUYER, RESULTING FROM ANY CAUSE WHATSOEVER, INCLUDING NEGLIGENCE, IRRESPECTIVE OF WHETHER SUCH DEFECTS ARE DISCOVERABLE OR LATENT, SHALL IN NO EVENT EXCEED THE PURCHASE PRICE OF THE PARTICULAR PRODUCTS WITH RESPECT TO WHICH LOSSES OR DAMAGES ARE CLAIMED, OR, AT THE ELECTION OF DIGGA THE REPAIR OR REPLACEMENT OF DEFECTIVE OR DAMAGED PRODUCTS.

WARRANTY PROCEDURE

Upon notification of a problem/failure on a component, please advise the DIGGA Service Department as to the following:

- Serial number of the attachment
- Description of specific component failure
- Details of the Prime Mover including Machine Type, Model, system flows and pressure
- Comments pertaining to failure from end user

The warranty will be considered void if the product or any part of the product is modified or repaired in any way not expressly authorised by Digga, or if closed components are disassembled prior to return. If repair will require parts, you must refer to warranty consideration when ordering parts through the Customer Service Department.

Upon receipt of replacement parts or verbal approval from the Customer Service Department to proceed with warranty resolution, all defective parts must be retained for evaluation by Digga. Failure to retain defective parts will result in cancellation to any warranty consideration.

If a defective component is deemed necessary to be returned to Digga, a Goods Return Authorisation/credit (GRC) receiving number will be issued. All shipping documents should show this number.

If a defective component can be fixed at your location or in the field, please notify DIGGA for authorization prior to performing work. Send a picture of the defect to the DIGGA Service Department before proceeding with any other repairs.

Upon completion of the repairs, send all relevant documentation showing labor hours, material costs, and any other warranty costs as described in the DIGGA Warranty Policy.

Flat rate hours will be quoted by the DIGGA Service Department for any repair. If problems are encountered that were not addressed originally, DIGGA must be contacted to obtain authorization for additional labor hours. DIGGA will not be responsible for work performed without prior notification and authorisation.



DIGGA NORTH AMERICA

2325 INDUSTRIAL PARKWAY SW
DYERSVILLE, IA 52040
USA

PH: +1 563 875 7915
CELL: +1 563 845 9177
EMAIL: INFO@DIGGAUSA.COM
WWW.DIGGAUSA.COM

DIGGA AUSTRALIA

4 OCTAL STREET
YATALA QLD 4207
AUSTRALIA

PH: +61 (0) 7 3807 3330
MOBILE: +61 (0) 418 343 241
EMAIL: INFO@DIGGA.COM
WWW.DIGGA.COM

DIGGA UK

UNIT 6, SMITHAM BRIDGE ROAD
HUNGERFORD TRADING ESTATE
HUNGERFORD, BERKSHIRE RG17 0QU
ENGLAND, UNITED KINGDOM

PH: +44 (0) 1264 351 365
MOBILE: +44 (0) 7739 754 161
EMAIL: INFO@DIGGAEUROPE.COM
WWW.DIGGAEUROPE.COM